

2021

KINGSLEY BATE™

ELEGANT OUTDOOR FURNITURE



WHY KINGSLEY BATE?

British craftsmen of the 18th century discovered what their Eastern counterparts had known for centuries, that teak has qualities unlike any other wood. Its abilities to withstand the rigors of adverse climate, yet weather attractively, make it the ideal choice for outdoor furniture. We use only premium quality teak and precise mortise and tenon joinery in the construction of our furniture. And while our reputation was founded on teak, our furniture designs have expanded to incorporate the finest stainless steel and all-weather wicker as well. This combination of quality material and craftsmanship provides you with exterior furnishings of exceptional style and durability.

© 2021 Kingsley Bate. All rights reserved.



TABLE OF CONTENTS

TEAK

10	Adirondack
12	Algarve
16	Amalfi
22	Avalon
24	Capri
26	Catherine
11	Charleston
30	Chat
32	Chelsea
96	Chippendale
36	Classic
97	Dunbarton
42	Essex
46	Hadley
50	Hudson
54	Hyannis
98	Hyde Park
56	Ipanema
100	Lutyens
62	Marin
64	Mendocino
66	Monterey
68	Nantucket
74	Oslo
76	Provence
78	Somerset
80	Spencer
84	St. Tropez
90	Steamer
31	Tribeca
92	Tuscany
94	Wainscott
99	Waverley

WOVEN

104	Azores
110	Cape Cod
114	Charlotte
116	Chatham
118	Culebra
122	Frances
128	Jupiter
130	Lucia
134	Milano
140	Ojai
142	Paris
146	Sag Harbor
154	Savannah
156	Southampton
160	St. Barts
162	Westport
168	Zona
170	Wicker Colors

STAINLESS STEEL

174	Ibiza
176	Tiburon
180	Tivoli

ACCESSORIES

186	Cushion Boxes
189	Lazy Susan
189	Planters
189	Plaques
189	Serving Cart
188	Umbrellas & Bases



CARE & MAINTENANCE

190	Care & Maintenance Products
191	Furniture Covers

CUSHIONS, FABRICS & PILLOWS

192	Cushions
194	Cushion & Umbrella Fabrics
198	Toss Pillows
193	Quick Ship Cushions

KEY

AH	Arm Height
C	Clearance
D	Depth/Diameter
H	Height
L	Length
SH	Seat Height
W	Width
WBL	Width Between Legs*
Wt	Weight

*Width Between Legs (**WBL**) applies to dining tables and specifies the width between table legs on the long and short sides of tables. Information is formatted as: Long Side/Short Side.

Clearance is measured at the lowest point of the table top/apron.

All measurements shown in inches.

See pages 2-6 for additional navigation.

DINING CHAIRS



Algarve | p.13



Amalfi | p.17



Azores | p.105



Cape Cod | p.111



Capri | p.25



Catherine | p.27



Charlotte | p.115



Chatham | p.117



Chelsea | p.33



Classic | p.37



Culebra | p.119



Frances | p.123



Hadley | p.47



Hudson | p.51



Ibiza | p.175



Lucia | p.131



Marin | p.63



Milano | p.135



Monterey | p.67



Nantucket | p.69



Paris | p.143



Sag Harbor | p.147



Southampton | p.157



Spencer | p.81



St. Tropez | p.85



St. Tropez | p.87



St. Tropez | p.87



Tiburón | p.177



Tivoli | p.181



Westport | p.163

DINING TABLES



Algarve | p.13



Amalfi | p.17



Essex | p.43



Provence | p.77



Sag Harbor | p.147



Westport | p.163



Essex | p.45



Avalon | p.22



Tiburón | p.177



Tivoli | p.181



Tuscany | p.93



Wainscott | p.95

DINING TABLES



Amalfi | p.17



Avalon | p.23



Hyannis | p.55



Oslo | p.75



Provence | p.77



Tiburon | p.177



Tivoli | p.181



Tuscany | p.93



Wainscott | p.95

LOUNGE SEATING



Algarve | p.15



Amalfi | p.21



Azores | p.107



Cape Cod | p.113



Charlotte | p.115



Chatham | p.117



Chelsea | p.35



Culebra | p.121



Frances | p.125



Hadley | p.49



Hudson | p.53



Ipanema | p.57



Jupiter | p.129



Lucia | p.133



Mendocino | p.65



Milano | p.137



Nantucket | p.73



Ojai | p.141



Paris | p.145



Sag Harbor | p.149



Sag Harbor | p.151



Savannah | p.155



Somerset | p.79



Southampton | p.159



Spencer | p.83



St. Barts | p.161



Westport | p.165



Zona | p.169



Chelsea | p.35



Frances | p.125



Sag Harbor | p.149



Somerset | p.79



Southampton | p.159

SECTIONALS



Azores | p.109



Chelsea | p.35



Frances | p.127



Ipanema | p.59



Milano | p.139



Milano | p.139



Sag Harbor | p.151



Sag Harbor | p.151



St. Barts | p.161



Tivoli | p.185



Westport | p.167

CLUB SEATING



Adirondack | p.11



Amalfi | p.19



Catherine | p.29



Culebra | p.121



Ibiza | p.175



Marin | p.63



Milano | p.135



Spencer | p.81



St. Tropez | p.89



St. Tropez | p.87



Tivoli | p.183

BENCHES & GARDEN ARMCHAIRS



Tuscany | p.93



Waverley | p.99



Chelsea | p.33



Chippendale | p.96



Dunbarton | p.97



Hyde Park | p.98



Lutyens | p.101

CHAISES



Amalfi | p.19



Classic | p.39



Marin | p.63



Milano | p.135



Nantucket | p.71



Sag Harbor | p.153



Southampton | p.157



St. Tropez | p.89



Steamer | p.91



Tiburon | p.179



Tivoli | p.183



Westport | p.163

BAR CHAIRS & TABLES



Culebra | p.119



Chelsea | p.33



Milano | p.135



Nantucket | p.69



Sag Harbor | p.147



Spencer | p.81



St. Tropez | p.85



Tiburon | p.179



Tivoli | p.183



Essex | p.43



Tiburon | p.179



Wainscott | p.95

COUNTER STOOLS & TABLE



Nantucket | p.69



Sag Harbor | p.147



Spencer | p.81



Wainscott | p.95

ROCKERS



Charleston | p.11



Culebra | p.121



Sag Harbor | p.147



Southampton | p.157

OCCASIONAL TABLES



Algarve | p.15



Amalfi | p.19



Azores | p.107



Cape Cod | p.113



Chatham | p.117



Classic | p.41



Culebra | p.121



Essex | p.43



Frances | p.127



Ibiza | p.175



Ipanema | p.57



Jupiter | p.129



Mendocino | p.65



Nantucket | p.73



Ojai | p.141



Provence | p.77



Sag Harbor | p.149



Savannah | p.155



Somerset | p.79



Southampton | p.159



St. Tropez | p.87



Tivoli | p.185



Tribeca | p.31



Tuscany | p.93



Westport | p.165



Chat | p.30



Classic | p.41



Tuscany | p.93

ACCESSORIES



Teak Cushion Box | p.187



Woven Cushion Box | p.187



Umbrellas | p.188



Serving Cart | p.189



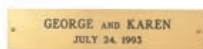
Lazy Susan | p.189



Planters | p.189



Toss Pillows | p.198



Brass Plaques | p.189


























Furniture Covers | p.191



Care & Maintenance Products | p.190

WICKER COLORS BY COLLECTION

● Stocked Color ● Special Order Color

	Azores	Cape Cod	Catherine	Charlotte	Chatham	Culebra	Frances	Hadley	Hudson	Jupiter	Lucia	Milano*	Ojai	Paris	Sag Harbor	Savannah	Southampton	Spencer*	St. Barts	Westport	Zona	
 Ash • AH			●																			
 Black • BK		●				●	●							●				●		●		
 Cool Grey • CG	●									●												
 Charcoal Rope (5mm) • CH5											●											
 Charcoal Rope (8mm) • CH8									●													
 Classic Rattan • CR				●												●						
 Cobblestone • CS		●				●	●							●				●		●		
 Classic White • CW					●										●		●					
 Dove Rope (5mm) • DV5											●											
 Driftwood • D												●			●		●					
 Granite • GR	●									●												
 Textured Charcoal • H		●				●	●						●	●				●		●	●	●
 Willow • L		●				●	●							●				●		●		
 Mocha • M															●		●					
 Natural Cord • NC									●													
 Hemp • PM									●											●		
 Natural Rope • RP								●												●		
 Sea Salt • S		●				●	●							●				●		●		
 Sunset • SN						●	●						●									●
 Shadow • SW												●										
 Textured Gray • TG							●															●
 White • W		●				●	●							●				●		●		
 Oyster • Y															●		●					

See page 170 for larger wicker images.

*Standard wicker color options for this collection vary based on the item selected. See collection specific pages for additional details.





TEAK

Natural, timeless, sophisticated, durable. Furniture crafted from teak wood is simply the finest leisure furniture available. We uphold this tradition with a range of teak furniture that is unsurpassed in quality and luxury, interpreted in styles that are classic, modern, and everything in between.

- Collections made from Grade A teak use timber from sustainably harvested sources
- Teak wood is impervious to sun, rain, and snow; suitable for salt air environments
- Precise mortise and tenon joinery
- Weathers to silver gray over time or may be treated to maintain golden brown color
- Collections made from distressed teak are stocked in one or more finishes
- Hardware in solid brass, stainless steel, coated steel, or aluminum
- Wicker surfaces crafted from highly durable, UV resistant, all-weather wicker fiber
- Rope surfaces constructed from supple, polypropylene yarns braided around a plastic core for structure and strength
- Sling surfaces, made from Phifertex® or Batyline™, are 100% vinyl-coated polyester textiles that are durable, fade resistant, and easy to care for
- Most teak furniture ships knocked-down and assembles in as few as 15 minutes
- Zippered cushions (sold separately) filled with urethane foam and/or fiber come in a choice of more than 100 premium, weather-friendly Sunbrella® or Outdura® fabrics
- Cushions may be ordered with a water-resistant liner, Sunbrella Rain fabric, or reticulated (flow through) foam to minimize drying time
- See page 190 for information on teak care and weathering
- Easy to maintain and care for with periodic cleaning
- See kingsleybate.com for care and maintenance



ADIRONDACK

CHAIR & OTTOMAN

The original Adirondack chair was conceived more than 100 years ago in the mountains of upstate New York. Prized for its simplistic Craftsman style and exceptional comfort, it has become one of the most iconic and popular seating items for the outdoors. Our version of the Adirondack chair is extremely comfortable, with a seat and back that are perfectly angled for relaxing, reading, or conversing with friends. Made from solid teak with brass hardware.



CHARLESTON

ROCKER

Our Charleston rocker is the perfect companion for your porch. Made from solid teak, the high rake back, curved seat, and wide arms are built for comfort and years of pleasant rocking.



AK25 Adirondack Chair
Cushion CUS38
Cover FC069



W 30.5 D 35.5 H 39 SH 15.5 AH 23 Wt 32 LBS.

AK05 Adirondack Ottoman
Cushion CUS100
Cover FC068



W 24 D 23 H 15.5 Wt 20 LBS.

CR25 Rocker
Cushion CUSCR
Cover FC070



W 23 D 32 H 42 SH 16 Wt 35 LBS.

Assembly required.



ALGARVE

DINING GROUP

The Algarve collection is inspired by classic Danish modern design, with clean lines, sharp angles, and balanced proportions. Pieces are interpreted in premium solid teak to ensure years of enjoyment. Designed by Fred Spector.



GV14 Dining Side Chair

Ships 2 per carton.
Cushion CUS89



W 20 D 24.5 H 35.5 SH 17.5 Wt 18 LBS.

GV15 Dining Armchair

Cushion CUS88



W 22 D 24.5 H 35.5 SH 17.5 AH 25 Wt 23 LBS.

GV52 52" Round Dining Table

Seats 4
1.5" umbrella hole.
Accepts 9' umbrella.
Cover FC036 (table w/ 4 chairs)



D 52 H 29.5 C 28.5 Wt 85 LBS.

GV60 60" Round Dining Table

Seats 6
2" umbrella hole.
Accepts up to 10' umbrella.
Cover FC038 (table w/ 4-6 chairs)



D 60 H 29.5 C 28.5 Wt 100 LBS.

Assembly required.

Always check dimensions of dining chairs and tables for compatibility.

Chairs pictured with 5453 Canvas cushions.

Quick Ship cushions available for immediate delivery.
See page 193 for details.



ALGARVE

DEEP SEATING



GV80 Sofa
Cushion CUS163 x 3
Cover FC217



L 80 D 34 H 34.5 SH 18 AH 23.5 Wt 124 LBS.

GV55 Settee
Cushion CUS163 x 2
Cover FC216



L 55 D 34 H 34.5 SH 18 AH 23.5 Wt 90 LBS.

GV30 Lounge Chair
Cushion CUS163
Cover FC215



W 30 D 34 H 34.5 SH 18 AH 23.5 Wt 62 LBS.

GV10 Ottoman
Cushion CUS162
Cover FC214



W 25 D 24.5 H 17.5 Wt 17 LBS.

GV20 Side Table
Cover FC218



L 25 W 21.5 H 19 Wt 16 LBS.

GV48 Coffee Table
Cover FC219



L 48 W 26 H 16 Wt 40 LBS.

Assembly required.

Seating pictured with 9862 Millstone cushions and 4108 Fog toss pillows.

Quick Ship cushions available for immediate delivery. See page 193 for details.



AMALFI

DINING GROUP

Distinguished by angular seats, square frames, and tapered legs, Amalfi is a modern classic—and a specification favorite of architects and interior designers. Constructed from premium solid teak. Designed by Andrew Gower.



AM15 Dining Armchair
Cushion CUS15



W 23.5 D 24.5 H 35 SH 17.5 AH 25 Wt 25 LBS.

AM50 50" Round Dining Table

Seats 4
1.5" umbrella hole.
Accepts 9" umbrella.
Cover FC036 (table w/ 4 chairs)



D 50 H 29 C 28 Wt 70 LBS.

AM73 73" Rectangular Dining Table

Seats 6
2" umbrella hole.
Accepts up to 10" umbrella.
Cover FC037 (table w/ 4-6 chairs)



L 73 W 38 H 29 C 25.5 WBL 65/32 Wt 80 LBS.

Assembly required.

Always check dimensions of dining chairs and tables for compatibility.

Chairs pictured with 5453 Canvas cushions.

Quick Ship cushions available for immediate delivery.
See page 193 for details.

AMALFI

CLUB SEATING & CHAISE





AM70 Poolside Chaise

4 position adjustable backrest.
Integrated wheels.
Cushion CUS85
Cover FC119



W 27.5 L 78 SH 13.5 Wt 70 LBS.

AM25 Club Chair

Cushion CUS80
Cover FC115



W 29.5 D 28 H 33 SH 15 AH 24 Wt 35 LBS.

AM20 Side Table

Cover FC114



L 21.5 W 21.5 H 15 Wt 20 LBS.

AM05 Club Ottoman

Cushion CUS81
Cover FC112



W 24.5 D 20 H 14.5 Wt 18 LBS.



Assembly required.

Poolside chaise and club seating pictured with 5453 Canvas cushions.

Quick Ship cushions available for immediate delivery. See page 193 for details.



AMALFI

DEEP SEATING

AM80 Sofa
Cushion CUS77 x 3
Cover FC120



L 80 D 33 H 33 SH 15.5 AH 25 Wt 136 LBS.

AM55 Settee
Cushion CUS77 x 2
Cover FC118



L 55 D 33 H 33 SH 15.5 AH 25 Wt 96 LBS.

AM30 Lounge Chair
Cushion CUS77
Cover FC116



W 30 D 33 H 33 SH 15.5 AH 25 Wt 63 LBS.

AM10 Ottoman
Cushion CUS78
Cover FC113



W 29.5 D 22.5 H 15.5 Wt 26 LBS.



AM20 Side Table
Cover FC114



L 21.5 W 21.5 H 15 Wt 20 LBS.

AM41 Coffee Table
Cover FC117



L 40 W 40 H 17 Wt 48 LBS.

Assembly required.

Seating pictured with 5453 Canvas/6422 Antique Beige welt cushions.

Quick Ship cushions available for immediate delivery.
See page 193 for details.



AV41 41" Square Dining Table

Seats 4
 1.5" umbrella hole.
 Accepts 9' umbrella.
 Cover FC040 (table w/ 4 chairs)



L 41 W 41 H 29.5 C 28.5 Wt 79 LBS.





AVALON

DINING TABLES

Our stylish Avalon tables coordinate beautifully with classic or modern dining chairs. Table tops are slatted for drainage and finished with angled edges. Legs splay outward from the base providing stability, legroom, and contemporary flair. Tables are crafted from premium, Grade A teak.



AV73 73" Rectangular Dining Table
Seats 6
2" umbrella hole.
Accepts up to 10' umbrella.
Cover FC037 (table w/ 4-6 chairs)



L 73 W 41 H 29.5 C 28.5 WBL 52 Wt 112 LBS.

Assembly required.

Dining tables shown with Lucia dining chairs.





CAPRI

DIRECTOR'S CHAIR


Our Capri director's chair blends contemporary styling with the comfort of sling furniture. The solid teak frame, stainless steel supports, and durable Phifertex® fabric combine to create a strong, comfortable, and lightweight chair that folds compactly for storage.

CC15 Director's Chair
Stainless steel support braces.
Folds easily and compactly.



W 23.5 D 18.5 H 34 SH 19 AH 26.5 Wt 14 LBS.

Stocked Colors



Blue•BL




Sand•W


Special Order Colors



Black•BK



Slate•SL



Cilantro•T

Assembly required.

Always check dimensions of dining chairs and tables for compatibility.





CATHERINE

DINING CHAIRS

Our Catherine collection uses a classic blend of mixed materials for a relaxed, elegant aesthetic. Extra large wicker fiber is wrapped around solid teak frames in a geometric, open-weave pattern. Wicker seating surfaces have just the right amount of give to make cushions unnecessary.

CN14 Dining Side Chair
Ships 2 per carton.



W 18.5 D 26 H 34 SH 18 Wt 13 LBS.


CN15 Dining Armchair
Stacking.
Ships 2 per carton.



W 25 D 26 H 34 SH 18 AH 25.5 Wt 16 LBS.



Stocked Color



Ash • AH


Always check dimensions of dining chairs and tables for compatibility.

Dining chairs pictured with Avalon dining table.



CATHERINE

CLUB SEATING





CN80 Sofa
Cover FC181



L 83.5 D 33 H 31 SH 14.5 AH 24 Wt 48 LBS.

CN55 Settee
Cover FC180



L 57 D 33 H 31 SH 14.5 AH 24 Wt 35 LBS.

CN30 Club Chair
Cover FC178




W 30 D 33 H 31 SH 14.5 AH 24 Wt 22 LBS.

CN10 Ottoman
Cover FC179




W 27 D 20 H 15.5 Wt 11 LBS.

Stocked Color



Ash • AH

Seating above pictured with Tribeca occasional tables.



CHAT

OCCASIONAL TABLE

The height of our Chat table is slightly raised to be suitable for low dining, yet can still be comfortably used as a coffee table with any of our seating collections. Made from Grade A teak.

CT55 55" Chat Table
 Seats 4/6
 2" umbrella hole.
 Accepts up to 10' umbrella.
 Cover FC023



D 55 H 21 Wt 64 LBS.



TRIBECA

OCCASIONAL TABLES

Our versatile Tribeca tables are crafted from premium Grade A teak wood using precise mortise and tenon joinery. Table tops have beautiful wide slats, and legs are sleek and tapered, making Tribeca the perfect complement to any of our modern or transitional seating collections.

TI20 Side Table
Cover FC278



L 20 W 20 H 18 Wt 16 LBS.

TI38 Coffee Table
Cover FC279



L 38 W 24.5 H 15.5 Wt 26 LBS.

TI47 Coffee Table
Cover FC143



L 47 W 28.5 H 15.5 Wt 33 LBS.

Assembly required.

Tribeca tables shown with Zona seating.



CHELSEA

CHAIRS & BENCH

The Chelsea collection has a classic transitional design that complements a broad range of architectural styles. All pieces are generously proportioned, comfortable, and constructed from solid teak. The dining chairs, bar chair, and bench have ergonomically curved slats on seats and backs; the deep seating and sectional have sling seat decks and extra thick cushions for exceptional comfort.



C014 Dining Side Chair
Ships 2 per carton.
Cushion CUS13



W 19 D 24 H 36 SH 17 Wt 19 LBS.

C015 Dining Armchair
Cushion CUS22



W 23.5 D 24.5 H 36 SH 17 AH 25 Wt 25 LBS.

C018 Bar Chair
Cushion CUS22



W 23.5 D 25.5 H 47 SH 28 AH 36 Wt 30 LBS.

C045 4.5' Bench
Cushion CUS46



L 55.5 D 26 H 36 SH 17 AH 25 Wt 55 LBS.

Assembly required.

Always check dimensions of dining chairs and tables for compatibility.

Dining chairs pictured with our Wainscott rectangular table and 5453 Canvas cushions.

Quick Ship chair cushions available for immediate delivery. See page 193 for details.

CHELSEA

DEEP SEATING & SECTIONAL



Assembly required.

Clips are provided to secure sectional seating units together.

Deep seating group pictured above with our Classic occasional tables. Sectional pictured with one each of the left arm settee, armless chair, corner chair, and right arm settee; shown with 5453 Canvas cushions.

Quick Ship cushions available for immediate delivery. See page 193 for details.

*Chelsea sectional covers zip together to fit any configuration. Order a main panel for every sectional piece plus one each of the left (FC273) and right (FC274) end panels for only the end units. [E.g., For a 5 piece sectional, order 7 panels total: 5 main, 1 left end, 1 right end.]



C080 Sofa
Cushion CUS67 x 3
Cover FC102



L 81.5 D 36 H 34.5 SH 17 AH 22.5 Wt 133 LBS.

C062 Sectional Left Arm (Facing) Settee
Cushion CUS67 x 2
Cover FC271*



L 53.5 D 37 H 35 SH 16 AH 22 Wt 91 LBS.

C055 Settee
Cushion CUS67 x 2
Cover FC063



L 56.5 D 36 H 34.5 SH 17 AH 22.5 Wt 104 LBS.

C063 Sectional Right Arm (Facing) Settee
Cushion CUS67 x 2
Cover FC272*



L 53.5 D 37 H 35 SH 16 AH 22 Wt 91 LBS.

C030 Lounge Chair
Cushion CUS67
Cover FC062



W 31.5 D 36 H 34.5 SH 17 AH 22.5 Wt 68 LBS.

C032 Sectional Armless Chair
Cushion CUS67
Cover FC269*



W 25 D 35 H 35 SH 16 Wt 55 LBS.

C030SR Swivel Rocker Lounge Chair
Cushion CUS67
Cover FC100



W 31.5 D 37 H 36 SH 19 AH 24 Wt 112 LBS.

C027 Sectional Corner Chair
Cushion CUS187
Cover FC270*



W 35 D 35 H 35 SH 16 Wt 69 LBS.

C010 Ottoman
Cushion CUS66
Cover FC098



W 31 D 24.5 H 14.5 Wt 30 LBS.

C031 Sectional Ottoman
Cushion CUS169
Cover FC268 (no zipper)



W 25 D 25 H 16 Wt 25 LBS.





CLASSIC

DINING CHAIRS

Our collection of Classic items share a common theme: well-designed traditional furniture with touches of American Craftsman style. All items are constructed from solid teak for exceptional quality.

CL18 Dining Side Chair
Scooped seat for comfort.
Cushion CUS16



W 18 D 21 H 38 SH 18 Wt 20 LBS.

CL18A Dining Armchair
Scooped seat for comfort.
Cushion CUS16



W 23 D 21 H 38 SH 18 AH 25 Wt 23 LBS.

Assembly required.

Always check dimensions of dining chairs and tables for compatibility.

Side chairs at left shown in naturally weathered teak wood.
Chairs at right shown with 5453 Canvas cushions.





CLASSIC

CHAISE

CL70 Chaise

4 position adjustable backrest.
Knee bend section for leg support and comfort.
Integrated wheels.
Cushion CUS76
Cover FC119 (chaise without arms)



W 26.5 L 77 SH 13.5 Wt 70 LBS.



CL01 Optional Chaise Arms

Rotate backwards for easy accessibility.



W 3 L 20 H 10 Wt 11 LBS.

NTTR Optional Chaise Tray

Slides in and out for ease of use.



W 12 L 22 Wt 7 LBS.



Assembly required.

Chaise on page 38 pictured with 5453 Canvas cushion.

Quick Ship cushions available for immediate delivery.
See page 193 for details.



CLASSIC

OCCASIONAL TABLES



CL44 Coffee Table
2" umbrella hole.
Accepts up to 10' umbrella.
Cover FC280



L 43.5 W 43.5 H 18 Wt 52 LBS.

CL38 Coffee Table
Cover FC279



L 38 W 25 H 15.5 Wt 30 LBS.

CL45 Coffee Table
Cover FC150



L 45 W 28 H 15.5 Wt 40 LBS.

CL50 Console Table
Cover FC156



L 60 W 18 H 31 Wt 37 LBS.

CL15 Side Table
Cover FC170



L 20 W 20 H 15 Wt 17 LBS.

CL20 Side Table
Cover FC278



L 20 W 20 H 20 Wt 19 LBS.

Assembly required.

Coffee table shown with our Nantucket lounge chairs with 5453 Canvas cushions.



ESSEX

DINING & OCCASIONAL TABLES

Based on a classic English design, Essex is our most comprehensive and dynamic range of dining and occasional tables. Each piece is hand crafted from solid teak with meticulous care, using precise mortise and tenon joinery. Slats on table tops have beveled edges to allow rainwater to more easily drain from the surface. Essex is designed to complement our full assortment of teak and wicker seating.

TR30 30" Round Bistro Table

Seats 2/3
1.5" umbrella hole.
Accepts 9" umbrella.
MB01 umbrella base does not fit under this table.
Cover FC176 (table w/ 2 chairs)



D 30 H 29 C 28 Wt 35 LBS.

TR37 36" Round Bar Table

Seats 2/4
1.5" umbrella hole.
Accepts 9" umbrella.
Cover FC155 (table w/ 2 chairs)



D 36 H 39 C 38 Wt 50 LBS.

TR36 36" Round Dining Table

Seats 2/4
1.5" umbrella hole.
Accepts 9" umbrella.
Cover FC033 (table w/ 4 chairs)



D 36 H 29 C 27 Wt 45 LBS.

TR19 Side Table

Cover FC047



D 20 H 18 Wt 17 LBS.

TR42 42" Round Dining Table

Seats 4
1.5" umbrella hole.
Accepts 9" umbrella.
Cover FC040 (table w/ 4 chairs)



D 42 H 29 C 27 Wt 60 LBS.

TR01 35" Coffee Table

1.5" umbrella hole.
Accepts 9" umbrella.
Cover FC184



D 35 H 18 Wt 30 LBS.

TR50 50" Round Dining Table

Seats 4
1.5" umbrella hole.
Accepts 9" umbrella.
Cover FC036 (table w/ 4 chairs)



D 50 H 29 C 27 Wt 80 LBS.

TR02 42" Coffee Table

1.5" umbrella hole.
Accepts 9" umbrella.
Cover FC039



D 42 H 18 Wt 36 LBS.

TR60 60" Round Dining Table

Seats 6
2" umbrella hole.
Accepts up to 10' umbrella.
Cover FC038 (table w/ 4-6 chairs)



D 60 H 29 C 27 Wt 100 LBS.

Assembly required. Table pictured with our Monterey folding chairs.





ESSEX

EXTENSION TABLE

TR114 114" Oval Extension Table

Seats 8/12
 Expands from 80" to 114".
 2 self-storing leaves.
 2.5" umbrella hole.
 Accepts up to 11.5' umbrella.
 Umbrella does not need to be removed
 when adjusting table size.
 Cover FC177 (table w/ 10-12 chairs)



L 80-114 W 45 H 29 C 28* WBL 51 Wt 158 LBS.

Assembly required.

*Overhang on ends (width) is 27" with leaves open and 12.5" with leaves closed; chairs will not slide past legs on ends. On sides (length), height from floor to apron is 23.5" and overhang is 6.5".



HADLEY

DINING CHAIRS

Hadley is our modern interpretation of classic 20th century American furniture. Frames are superbly crafted from premium, Grade A teak using precise mortise and tenon joinery. Seat and back surfaces are meticulously woven with all-weather rope in a traditional triangular pattern, creating another layer of design. Cushions on deep seating units are essential, and offered in a wide variety of stain resistant fabrics. Dining chairs are comfortable with or without a cushion.

HD12 Dining Side Chair

Ships 2 per carton.
Cushion CUS205



W 19.5 D 26 H 35.5 SH 17.5 Wt 23 LBS.

HD13 Dining Armchair

Ships 2 per carton.
Cushion CUS206



W 23 D 26 H 35.5 SH 17.5 AH 25 Wt 28 LBS.

Stocked Color



Natural Rope • RP

Special Order Color



Hemp • PM



Always check dimensions of dining chairs and tables for compatibility.

Chairs pictured with our 72" Wainscott rectangular dining table.

Quick Ship cushions available for immediate delivery. See page 193 for details.



HADLEY

DEEP SEATING

HD80 Sofa
Cushion CUS181 x 3
Cover FC289



L 81 D 33 H 34.5 SH 17 AH 21 Wt 132 LBS.

HD55 Settee
Cushion CUS181 x 2
Cover FC252



L 56 D 33 H 34.5 SH 17 AH 21 Wt 86 LBS.

HD30 Lounge Chair
Cushion CUS181
Cover FC251



W 31 D 33 H 34.5 SH 17 AH 21 Wt 49 LBS.

HD10 Ottoman
Cushion CUS180
Cover FC250



W 25 D 21.5 H 16.5 Wt 20 LBS.

Stocked Color



Natural Rope•RP

Special Order Color



Hemp•PM



Seating at left and top right is pictured with 5453 Canvas cushions and our Classic occasional tables (CL38, CL20).

Quick Ship cushions available for immediate delivery. See page 193 for details.



HUDSON

DINING CHAIRS

Our Hudson collection is crafted from a blend of premium teak and all-weather wicker. Teak arms are beautifully rounded for understated refinement, and legs arch back with graceful flair. Seat and back surfaces are designed to look like authentic paper-cord, with two distinct fibers interwoven in a classic pattern. Alternatively, Hudson may be special ordered in our weather-friendly rope, a fiber made from supple, polypropylene yarns braided around a plastic core for structure and strength. Dining chairs may be used with or without cushions.



HN14 Dining Side Chair

Ships 2 per carton.
Cushion CUS198



W 19 D 25.5 H 34.5 SH 17.5 Wt 13 LBS.

HN15 Dining Armchair

Ships 2 per carton.
Cushion CUS198




W 21.5 D 25.5 H 34.5 SH 17.5 AH 24.5 Wt 17 LBS.

Stocked Color



Natural Cord • **NC**

Special Order Color



Charcoal Rope (8mm) • **CH8**

Always check dimensions of dining chairs and tables for compatibility.

Dining chairs pictured with the Hyannis 102" extension table.
Armchair at top right shown with 5453 Canvas cushion.

Quick Ship cushions available for immediate delivery.
See page 193 for details.



HUDSON

DEEP SEATING

Seating pictured with Tuscany tables in the Rustic finish and 5453 Canvas cushions.

Quick Ship cushions available for immediate delivery.
See page 193 for details.



HN80 Sofa
Cushion CUS181 x 3
Cover FC289



L 79.5 D 33 H 34 SH 16.5 AH 21 Wt 96 LBS.

HN55 Settee
Cushion CUS181 x 2
Cover FC252



L 54.5 D 33 H 34 SH 16.5 AH 21 Wt 66 LBS.

HN30 Lounge Chair
Cushion CUS181
Cover FC251



W 29.5 D 33 H 34 SH 16.5 AH 21 Wt 43 LBS.

HN10 Ottoman
Cushion CUS180
Cover FC250




W 25 D 21.5 H 15.5 Wt 15 LBS.

Stocked Color



Natural Cord • NC

Special Order Color



Charcoal Rope (8mm) • CH8





HYANNIS

EXTENSION TABLES

The Hyannis extension tables are the perfect complement to our wide assortment of modern and transitional dining chairs. Expertly crafted from solid Grade A teak, the tables expand using smooth stainless steel tracks. The design of the tables incorporates superb modern styling, including wide table-top planks, a streamlined width, and block-style legs. Table length can be easily adjusted using one or both of the two self-storing butterfly leaves. A stationary center section makes it unnecessary to remove an umbrella when adjusting the table size.



HY102 102" Rectangular Extension Table

Seats 6/10
 Expands from 70" to 102".
 2 self-storing leaves.
 2.5" umbrella hole.
 Accepts up to 11.5' umbrella.
 Umbrella does not need to be removed when adjusting table size.
 Cover FC041 (table w/ 6-10 chairs)



L 70-102 W 39.5 H 30 WBL 55.5/28.5* Wt 132 LBS.

HY118 118" Rectangular Extension Table

Seats 8/12
 Expands from 82.5" to 118".
 2 self-storing leaves.
 2.5" umbrella hole.
 Accepts up to 11.5' umbrella.
 Umbrella does not need to be removed when adjusting table size.
 Cover FC177 (table w/ 8-12 chairs)



L 82.5-118 W 39.5 H 30 WBL 63/27.5* Wt 173 LBS.

Assembly required.

***HY102:** space between legs is 55.5"; outer leg to end of fully extended table is 20". **HY118:** space between legs is 63"; outer leg to end of fully extended table is 24". **BOTH:** Height from floor to apron is 25" on ends (width) with leaves closed, and 26" on sides (length). Apron does not obstruct ends when leaves open (clearance 29").

Table pictured with our St. Tropez dining chairs with slate slings.

Please note that the ST16 Dining Armchair will not slide underneath the long side of the Hyannis dining table when the table is in the closed position due to the table apron.

Note: Due to the stainless steel track mechanism, this table is not recommended for use by the ocean (salt air environment).



IPANEMA

DEEP SEATING

Ipanema is the confluence of two mid-century design movements: Danish modern and California contemporary. The result is a unique, sophisticated style with timeless appeal. All pieces are constructed from solid teak; some items incorporate marine-grade, stainless steel braces that are both beautiful and functional. Designed by Glyn Peter Machin.



IP80 Sofa
Cushion CUS57
Cover FC130

L 84 D 35 H 33 SH 17 AH 24 Wt 134 LBS.



IP55 Settee
Cushion CUS56
Cover FC129

L 59 D 35 H 33 SH 17 AH 24 Wt 83 LBS.



IP30 Lounge Chair
Cushion CUS55
Cover FC125

W 34 D 35 H 33 SH 17 AH 24 Wt 57 LBS.



IP10 Ottoman
Cushion CUS58
Cover FC121

W 25 D 23 H 17 Wt 23 LBS.

IP20 Side Table
Cover FC122



L 25 W 19 H 18 Wt 17 LBS.

IP47 Coffee Table
Marine-grade stainless
steel leg braces.
Cover FC126



L 47 W 35 H 15.5 Wt 46 LBS.

Assembly required.

Deep seating group pictured with 5453 Canvas cushions.

Quick Ship cushions available for immediate delivery.
See page 193 for details.



IPANEMA

SECTIONAL



IP54 Sectional Armless Settee
 Marine-grade stainless steel braces.
 Cushion CUS52 x 2
 Cover FC128*

L 55 D 32 H 33 SH 17 Wt 88 LBS.



IP27 Sectional Armless Chair
 Marine-grade stainless steel braces.
 Cushion CUS52
 Cover FC123*

W 27.5 D 32 H 33 SH 17 Wt 48 LBS.



IP28 Sectional Corner Chair
 Marine-grade stainless steel braces.
 Cushion CUS53
 Cover FC124*

W 32 D 32 H 33 SH 17 Wt 86 LBS.



IP52 Sectional Chaise
 Marine-grade stainless steel braces.
 Cushion CUS54
 Cover FC127 (no zipper)

W 28 D 56 H 33 SH 17 Wt 74 LBS.



Assembly required.

Sectional pictured with two settees and one each of the armless chair, corner chair, and chaise; pictured with 5453 Canvas cushions.

Quick Ship cushions available for immediate delivery. See page 193 for details.

*Ipanema sectional covers zip together to fit any configuration. Order a main panel for every sectional piece plus one each of the left (FC234) and right (FC235) end panels for only the end units. (E.g., For a 5 piece sectional, order 7 panels total: 5 main, 1 left end, 1 right end.)



IPANEMA

DAY BED



IP90 Day Bed

Marine-grade stainless steel braces.
Cushion CUS44
Cover FC132



L 87 D 39 H 33 SH 17 Wt 175 LBS.

Assembly required.

Day bed pictured with 5453 Canvas cushions, including mattress cushion, 5 back pillows, and 2 bolsters.

Quick Ship cushions available for immediate delivery.
See page 193 for details.



MARIN

DINING, CLUB SEATING & CHAISE

The Marin collection has classic Danish modern styling, with beautifully tapered arms and legs meeting at sharp angles. Frames are substantial and sturdy, crafted from Grade A teak wood and stainless steel hardware. Sling seating surfaces made from Batyline™ are comfortable, replaceable, and easy to care for. Designed by Fred Spector.



MN14 Dining Side Chair
Ships 2 per carton.

W 21 D 28 H 34.5 SH 18 Wt 22 LBS.



MN15 Dining Armchair*

W 24 D 25 H 34.5 SH 18 AH 25.5 Wt 25 LBS.



MN55 Club Settee
Cover FC281

L 51 D 29.5 H 31 SH 15.5 AH 22.5 Wt 45 LBS.



MN30 Club Chair
Cover FC291

W 27 D 29.5 H 31 SH 15.5 AH 22.5 Wt 29 LBS.



MN10 Club Ottoman
Cover FC290

W 27 D 19.5 H 15.5 Wt 17 LBS.



MN70 Chaise
5 position adjustable
backrest.
Cover FC292

W 27.5 L 79 SH 14.5 Wt 58 LBS.

Stocked Color



Taupe•PE

Special Order Color



White•HT

Note: Due to the stainless steel hardware, this collection is not recommended for use by the ocean (salt air environment).

Assembly required.

Always check dimensions of dining chairs and tables for compatibility.

*Dining chairs pictured with our Amalfi dining table. Please note that the MN15 Dining Armchair will not slide fully underneath the Amalfi dining table.



MENDOCINO

DEEP SEATING

Reminiscent of classic mid-century design, Mendocino combines sleek, angular seating with substantial, industrial tables. Sophisticated and comfortable, this solid teak collection adapts to a range of architectural styles and spaces. Designed by Glyn Peter Machin.



MC80 Sofa
Cushion CUS64
Cover FC146



L 81.5 D 32 H 32 SH 16.5 AH 22 Wt 131 LBS.

MC55 Settee
Cushion CUS63
Cover FC144



L 55.5 D 32 H 32 SH 16.5 AH 22 Wt 96 LBS.

MC30 Lounge Chair
Cushion CUS62
Cover FC142



W 31 D 32 H 32 SH 16.5 AH 22 Wt 59 LBS.

MC10 Ottoman
Cushion CUS61
Cover FC140



W 26.5 D 26.5 H 16.5 Wt 32 LBS.

MC22 Side Table
Cover FC141



L 22.5 W 22.5 H 18 Wt 27 LBS.

MC47 Coffee Table
Cover FC143



L 47 W 31 H 16.5 Wt 48 LBS.

Assembly required.

Quick Ship cushions available for immediate delivery.
See page 193 for details.





MONTEREY

FOLDING CHAIRS

Our classically styled Monterey chairs have a slim profile, graceful curves, and complement any of our teak dining tables.

MT14 Dining Side Chair


Folds compactly for storage.
Chair seat has locking mechanism when in use.
Cushion CUS15



W 18 D 27 H 37 SH 18 Wt 15 LBS.

MT15 Dining Armchair

Folds compactly for storage.
Chair seat has locking mechanism when in use.
Cushion CUS15



W 21 D 27 H 37 SH 18 AH 25.5 Wt 17 LBS.

Always check dimensions of dining chairs and tables for compatibility.

Dining chairs pictured with our Essex round dining table.

Quick Ship cushions available for immediate delivery.
See page 193 for details.





NANTUCKET

DINING & BAR CHAIRS

With scrolled arms and back, a gently pitched seat, and contemporary profile, the Nantucket collection embodies what is best in modern exterior furnishings. All pieces are made from premium teak and have solid brass hardware.

NT15 Dining Armchair
Cushion CUS15



W 22.5 D 23 H 35 SH 17 AH 24 Wt 25 LBS.

NT16 Counter Stool
Solid brass foot plate.
Cushion CUS15
Cover FC131



W 22.5 D 23 H 42 SH 24 AH 31 Wt 35 LBS.

NT18 Bar Chair
Solid brass foot plate.
Cushion CUS15



W 22.5 D 23 H 46 SH 28 AH 35 Wt 40 LBS.



Assembly required.

Always check dimensions of dining chairs and tables for compatibility.

Dining chairs pictured with our Essex round dining table; bar chairs pictured with our Essex bar table.

Quick Ship cushions available for immediate delivery.
See page 193 for details.

NANTUCKET

CHAISE





NT70 Chaise

4 position adjustable backrest.
Integrated wheels.
Cushion CUS70
Cover FC138 (chaise without arms)



W 25 L 77 SH 13 Wt 60 LBS.

NT01 Optional Chaise Arms

Solid brass hardware.



W 2 L 24 H 9 Wt 8 LBS.

NTTR Optional Chaise Tray

Slides in and out for ease of use.



W 12 L 22 Wt 7 LBS.

Assembly required.

Chaise pictured with 5453 Canvas cushion.

Quick Ship cushions available for immediate delivery.
See page 193 for details.

NANTUCKET

DEEP SEATING





NT80 Sofa
Cushion CUS166 x 3
Cover FC139



L 80 D 33 H 34.5 SH 16 AH 21 Wt 158 LBS.

NT22 Side Table
Cover FC134



L 21 W 21 H 17 Wt 22 LBS.

NT55 Settee
Cushion CUS166 x 2
Cover FC137



L 55 D 33 H 34.5 SH 16 AH 21 Wt 118 LBS.

NT40 Coffee Table
Cover FC136



L 41 W 23 H 15 Wt 30 LBS.

NT30 Lounge Chair
Cushion CUS166
Cover FC135



W 30 D 33 H 34.5 SH 16 AH 21 Wt 74 LBS.

NT10 Ottoman
Cushion CUS165
Cover FC133



W 29.5 D 22 H 14 Wt 29 LBS.

Assembly required.

Seating at left shown in naturally weathered teak wood.
Seating at right pictured with 5453 Canvas cushions.

Quick Ship cushions available for immediate delivery.
See page 193 for details.





OSLO

DINING TABLES

Our Oslo tables take their inspiration from antique Scandinavian farm tables. Frames are made from solid, distressed teak wood that showcases natural characteristics such as knots, checking, and other irregularities, adding to each piece's vintage style. Table tops are fashioned from beautiful extra wide planks of teak. Trestle-style bases have scrolled motifs and wedged mortise and tenon joinery. Oslo tables are hand-finished in Antiqued White. If exposed to the elements, the finish will wear away but can be easily touched up or repainted.

OS72 72" Rectangular Dining Table
Seats 6
Does not accept umbrella.
Cover FC032 (table only)
Cover FC037 (table w/ 4-6 chairs)



L 72 W 39 H 29.5 C 28.5 WBL 50 Wt 120 LBS.

OS92 92" Rectangular Dining Table
Seats 8
Does not accept umbrella.
Cover FC041 (table w/ 6-8 chairs)



L 92 W 39 H 29.5 C 28.5 WBL 70 Wt 152 LBS.

Stocked Color



Antiqued White • **AW**



Assembly required.

Dining table shown with our Sag Harbor dining chairs in Oyster wicker with 4107 Ocean cushions.



PROVENCE

TABLES

Our trestle-based Provence tables are designed with old world charm using solid, distressed teak wood. Knots, checking, and other imperfections give each piece its own unique character – no two items are exactly alike. Two finishing options are available: Rustic (no finish) or Gray (hand-applied factory finish). When exposed to the elements, items in the Rustic finish will form a beautiful gray patina. Pieces in the Gray finish are recommended for outdoor covered use. If left uncovered, the finish on the wood will wear away. Once the Gray finish has worn off, exposing unfinished teak to the elements, the wood will begin to acquire the gray patina that is typical of untreated teak.



PV96 96" Rectangular Farmhouse Table
 Seats 8
 Does not accept umbrella.
 Cover FC034 (table only)
 Cover FC041 (table w/ 6-8 chairs)



L 96 W 39 H 29.5 C 28.5 WBL 70 Wt 208 LBS.

PV50 50" Round Dining Table
 Seats 4
 Does not accept umbrella.
 Cover FC030 (table only)
 Cover FC036 (table w/ 4 chairs)



D 50 H 29.5 C 28.5 Wt 95 LBS.

PV24 24" Side Table
 Cover FC185



D 24 H 20 Wt 27 LBS.

PV59 59" Round Dining Table
 Seats 6
 Does not accept umbrella.
 Cover FC031 (table only)
 Cover FC038 (table w/ 4-6 chairs)



D 59 H 29.5 C 28.5 Wt 139 LBS.

PV42 42" Coffee Table
 Does not accept umbrella.
 Cover FC039



D 42 H 17.5 Wt 68 LBS.

PV73 73" Rectangular Farmhouse Table
 Seats 6
 Does not accept umbrella.
 Cover FC032 (table only)
 Cover FC037 (table w/ 4-6 chairs)



L 73 W 39 H 29.5 C 28.5 WBL 47.5 Wt 166 LBS.



Stocked Colors



Gray•G



Rustic•R

Assembly required.

Rectangular farmhouse table shown with our Southampton dining chairs in Oyster wicker with cushions in 1303 Topside Nautical.



SOMERSET

DEEP SEATING

Inspired by the criss-crossed latticework of formal English gardens, the Somerset collection adds a touch of elegance to any outdoor setting. Pieces are superbly crafted in solid teak for long lasting enjoyment. Designed by Andrew Gower.



SR80 Sofa
Cushion CUS104
Cover FC152



L 80 D 32 H 33 SH 16 AH 22.5 Wt 116 LBS.

SR55 Settee
Cushion CUS103
Cover FC151



L 55 D 32 H 33 SH 16 AH 22.5 Wt 78 LBS.

SR30 Lounge Chair
Cushion CUS102
Cover FC149



W 30.5 D 33 H 33 SH 16 AH 22.5 Wt 50 LBS.

**SR30SR Swivel Rocker
Lounge Chair**
Cushion CUS102
Cover FC149



W 30.5 D 34.5 H 34 SH 17.5 AH 24 Wt 77 LBS.

SR10 Ottoman
Cushion CUS101
Cover FC147



W 29 D 23 H 15.5 Wt 22 LBS.

SR20 Side Table
Cover FC148



L 20 W 20 H 19.5 Wt 16 LBS.

SR45 Coffee Table
Cover FC150



L 45 W 28 H 15.5 Wt 32 LBS.

Assembly required.

Deep seating group pictured with 1706 Sparkle Birch cushions.

Quick Ship cushions available for immediate delivery. See page 193 for details.

SPENCER

DINING, BAR & CLUB SEATING

Our Spencer collection has a slender, modern design with mid-century flair. All pieces are available with Grade A teak frames (no finish), and some are offered in distressed teak with a Gray finish. When exposed to the elements, Grade A teak items will form a beautiful gray patina. Pieces in the Gray finish are recommended for outdoor covered use. If left uncovered, the finish on the wood will wear away. Once the Gray finish has worn off, exposing unfinished teak to the elements, the wood will begin to acquire the gray patina that is typical of untreated teak. Stocked wicker color options vary based on the frame option selected; many special order options are available.





SP15 Dining Armchair
Ships 2 per carton.
Cover FC207



W 22.5 D 24 H 32 SH 17.5 AH 25 Wt 19 LBS.

SP16 Counter Stool*



W 22.5 D 24 H 39.5 SH 24 AH 32 Wt 21 LBS.

SP18 Bar Chair
Cover FC208



W 22.5 D 25 H 43 SH 28 AH 35.5 Wt 24 LBS.

SP55 Club Settee
Cover FC209



L 54 D 28 H 31 SH 16 AH 23 Wt 38 LBS.

SP25 Club Chair
Cover FC264



W 25.5 D 28 H 31 SH 16 AH 23 Wt 23 LBS.

SP05 Club Ottoman
Cover FC263



W 25.5 D 22 H 16.5 Wt 15 LBS.



Frame Options



Grade A Teak•**A**



Distressed Teak•**G**

Stocked Combinations



Grade A Teak/Willow•**AL**



Distressed Teak/Sea Salt•**GS**


Special Order Wicker Colors^o



Black•**BK**



Cobblestone•**CS**



Textured Charcoal•**H**



Willow•**L**



Sea Salt•**S**



White•**W**

*SP16 Counter Stool is not available in Distressed Teak with Gray finish.

Always check dimensions of dining chairs and tables for compatibility.

Grade A Teak/Willow dining chairs at top left pictured with our Amalfi round dining table. Club seating pictured with our Classic coffee table.

^o**Note:** Special order wicker colors vary based on frame selection. Grade A Teak frames may be special ordered in BK, CS, H, S, W. Distressed Teak frames with Gray finish may be special ordered in BK, CS, H, L, W.

SPENCER

DEEP SEATING



Stocked Combination



Grade A Teak/Willow•AL


Special Order Colors



Black•BK



Cobblestone•CS



Textured Charcoal•H



Sea Salt•S



White•W

Seating shown with 5453 Canvas cushions and Tribeca tables.

Quick Ship cushions available for immediate delivery. See page 193 for details.



SP80 Sofa
Cushion CUS184 x 3
Cover FC335



L 79 D 32 H 34.5 SH 17.5 AH 21.5 Wt 98 LBS.

SP60 Settee
Cushion CUS184 x 2
Cover FC334



L 54 D 32 H 34.5 SH 17.5 AH 21.5 Wt 75 LBS.

SP30 Lounge Chair
Cushion CUS184
Cover FC332



W 29 D 32 H 34.5 SH 17.5 AH 21.5 Wt 43 LBS.

SP10 Ottoman
Cushion CUS182
Cover FC333



W 29 D 25 H 17 Wt 21 LBS.



ST. TROPEZ

DINING & BAR CHAIRS

Our St. Tropez collection is designed for exceptional comfort without the need for a cushion. Each piece is made with a solid teak frame, rustproof aluminum sling rails, stainless steel hardware, and a durable Phifertex® fabric sling.



ST14 Dining Side Chair
Ships 2 per carton.

W 18.5 D 26.5 H 37.5 SH 18 Wt 16 LBS.



ST16 Dining Armchair
Stacking.
Ships 4 per carton.

W 25 D 25 H 38 SH 18 AH 25.5 Wt 19 LBS.



ST17 Bar Chair
Ships 2 per carton.

W 18 D 23.5 H 44 SH 28.5 Wt 18 LBS.


Stocked Colors




Black•BK



Blue•BL



Slate•SL



Cilantro•T



Sand•W

Always check dimensions of dining chairs and tables for compatibility.

Dining armchairs pictured with our Wainscott table.
Bar chairs shown with our Essex bar table.

ST. TROPEZ


FOLDING CHAIRS




Stocked Colors




Black•BK



Blue•BL



Slate•SL



Cilantro•T



Sand•W



ST13 Folding Side Chair
Folds compactly for storage.



W 19 D 25 H 37 SH 18.5 Wt 14 LBS.

ST15 Folding Armchair
Folds compactly for storage.



W 23.5 D 25.5 H 37 SH 18.5 AH 25.5 Wt 19 LBS.

ST18 Adjustable Chair
5 position adjustable backrest.
Adjust back while seated by lifting arms.
Folds compactly for storage.



W 25 D 25 H 44.5 SH 18 AH 25 Wt 23 LBS.

ST05 Adjustable Ottoman
2 position adjustable seat.
Use as ottoman, stool, or side table.
Folds compactly for storage.
Cover FC006



W 20 D 19 H 19 Wt 10 LBS.

ST20 Ottoman/Side Table
Folds compactly for storage.
Cushion CUS19
Cover FC212



L 20 W 19 H 16 Wt 17 LBS.

Always check dimensions of dining chairs and tables for compatibility.

Chairs pictured with our Essex tables.



ST. TROPEZ

CHAISE & CLUB SEATING



ST70 Chaise
5 position adjustable backrest.
Integrated wheels.
Cover FC292 (chaise without arms)



W 27 L 80 SH 15 Wt 46 LBS.

ST01 Optional Chaise Arms
For use with St. Tropez chaise.



W 5 L 24 H 12 Wt 6 LBS.

ST30 Club Chair
Cover FC115



W 30 D 28 H 35 SH 16 AH 25 Wt 27 LBS.

ST10 Club Ottoman
Folds compactly for storage.
Cover FC168




W 22 D 25 H 15.5 Wt 23 LBS.

Stocked Colors




Black•BK



Blue•BL



Slate•SL



Cilantro•T



Sand•W



Assembly required.

Chaises at left shown with 11.5' Market Umbrella and St. Tropez side table.





STEAMER

Steamer chairs were popularized in the early 1900's when they lined the decks of the world's finest luxury vessels. Our Steamer is the quintessential version, with heavy duty construction and solid brass hardware.



ST65 Steamer Chair
4 position adjustable backrest.
Removable footrest.
Folds compactly for storage.
Cushion CUS65
Head rest pillow (not shown) CUS6P
Cover FC171



W 23 L 58 H 38 SH 14 AH 22 Wt 55 LBS.

Assembly required.

Steamer chairs at top right shown in naturally weathered teak wood.

Quick Ship cushions available for immediate delivery. See page 193 for details.



Stocked Colors



Gray*G



Rustic*R



TUSCANY

TABLES & BENCHES

Tuscany tables and benches are made from solid, distressed teak wood. Knots, checking, and other imperfections give each piece its own unique character – no two items are exactly alike. Two finishing options are available: Rustic (no finish) or Gray (hand-applied factory finish). When exposed to the elements, items in the Rustic finish will form a beautiful gray patina. Pieces in the Gray finish are recommended for outdoor covered use. If left uncovered, the finish on the wood will wear away. Once the Gray finish has worn off, exposing unfinished teak to the elements, the wood will begin to acquire the gray patina that is typical of untreated teak.



TN44 44" Square Dining Table

Seats 4
1.5" umbrella hole.
Accepts 9" umbrella.
Cover FC025 (table only)
Cover FC040 (table w/ 4 chairs)



L 44 W 44 H 29.5 C 26 WBL 35/35 Wt 108 LBS.

TN73 73" Rectangular Dining Table

Seats 6
2" umbrella hole.
Accepts up to 10" umbrella.
Cover FC032 (table only)
Cover FC037 (table w/ 4-6 chairs)



L 73 W 39.5 H 29.5 C 26 WBL 64/30.5 Wt 154 LBS.

TN96 96" Rectangular Dining Table

Seats 8
2.5" umbrella hole.
Accepts up to 11.5" umbrella.
Cover FC034 (table only)
Cover FC041 (table w/ 6-8 chairs)



L 96 W 39.5 H 29.5 C 26 WBL 87/30.5 Wt 176 LBS.

TN50/TN60 5' & 6' Backless Benches

Cushion CUS5T/CUS6T
Cover FC026 (5' bench w/o cushion)
Cover FC028 (6' bench w/o cushion)



L 60/72 D 16 H 18 Wt 60/64 LBS.

TN24 Side Table

Cover FC024



L 24 W 24 H 18 Wt 37 LBS.

TN42 Coffee Table

Cover FC059



L 42 W 27.5 H 18 Wt 58 LBS.

TN51 Coffee Table

Cover FC027



L 51 W 32 H 18 Wt 74 LBS.

TN55 Console Table

Cover FC029



L 71 W 18 H 31.5 Wt 80 LBS.

Assembly required.

See page 110 for photo of the Tuscany table in Gray.

Rectangular table at top left shown in Rustic with our Sag Harbor dining chairs in Mocha wicker and cushions in 5453 Canvas. Rectangular table above shown in Gray with our Cape Cod dining chairs in White wicker and cushions in 1303 Topside Nautical.



WAINSCOTT

TABLES

Our Wainscott tables have an attractive, transitional design that works well with a wide assortment of our dining, counter and bar chairs. Table tops are constructed with mitered corners and mortise and tenon joinery; legs are substantial and solid.





WS42 42" Square Dining Table

Seats 4
1.5" umbrella hole.
Accepts 9' umbrella.
Cover FC040 (table w/ 4 chairs)



L 42 W 42 H 29 C 26 WBL 36/36 Wt 60 LBS.

WS72 72" Rectangular Dining Table

Seats 6
2" umbrella hole.
Accepts up to 10' umbrella.
Cover FC037 (table w/ 4-6 chairs)



L 72 W 40 H 29 C 26 WBL 66.5/33 Wt 80 LBS.

WS85 85" Rectangular Dining Table

Seats 8
2" umbrella hole.
Accepts up to 10' umbrella.
Cover FC220 (table w/ 6-8 chairs)



L 85 W 42 H 29 C 26 WBL 79/36 Wt 100 LBS.

WS55 55" Rectangular Counter Table

Seats 6
2" umbrella hole.
Accepts up to 10' umbrella.
Cover FC277 (table w/ 4-6 chairs)



L 55 W 28 H 36 C 32 WBL 49.5/22.5 Wt 76 LBS.

WS59 59.5" Rectangular Bar Table

Seats 6
2" umbrella hole.
Accepts up to 10' umbrella.
Cover FC154 (table w/ 4-6 chairs)



L 59.5 W 34 H 40 C 36 WBL 54/28.5 Wt 92 LBS.

Assembly required.

The 85" rectangular dining table is shown with our St. Tropez stacking chairs with Sand slings. The 42" square dining table is shown with our St. Tropez stacking chairs with Black slings. The 55" counter table is shown with our Spencer counter chairs in Willow wicker.

BENCHES & GARDEN ARMCHAIRS



CHIPPENDALE

CH40 4' Bench
[pictured at right]
Cushion CUS40
CH50 5' Bench
[pictured above]
Cushion CUS50



L 48/60 D 20 H 34 SH 16 AH 24 Wt 55/65 LBS.

CH25 Garden Armchair
Cushion CUS30



W 27 D 20 H 34 SH 16 AH 24 Wt 38 LBS.



DUNBARTON

DN40 4' Bench
Cushion CUS40
DN50 5' Bench
Cushion CUS50
DN60 6' Bench
Cushion CUS60



L 48/60/72 D 20 H 34 SH 16 AH 24 Wt 54/62/71 LBS.

DN25 Garden Armchair
Cushion CUS30



W 27 D 20 H 34 SH 16 AH 24 Wt 40 LBS.

Assembly required. Dunbarton group pictured with 5453 Canvas cushions.

BENCHES & GARDEN ARMCHAIRS



HYDE PARK

HP40 4' Bench
Cushion CUS4H
HP50 5' Bench
Cushion CUS5H
HP60 6' Bench
Cushion CUS6H



L 48/60/72 D 20.5 H 38 SH 16 AH 26 Wt 62/69/82 LBS.

HP25 Garden Armchair
Cushion CUS3H



W 33 D 20.5 H 38 SH 16 AH 26 Wt 51 LBS.



WAVERLEY

WV40 4' Backless Bench
Scooped seat for comfort.
Cushion CUS4E

WV50 5' Backless Bench
Scooped seat for comfort.
Cushion CUS5E

WV60 6' Backless Bench
Scooped seat for comfort.
Cushion CUS6E



L 48/60/72 D 17 H 16.5 Wt 28/35/40 LBS.

Assembly required.

Waverley bench pictured with our
Wainscott rectangular dining table.



BENCHES & GARDEN ARMCHAIRS



LUTYENS

LT60 6' Bench
Cushion CUS6H



L 78 D 22 H 42 SH 20 AH 31 Wt 85 LBS.

Assembly required.





WOVEN

Our woven collections have the authentic, natural beauty of wicker furniture made from organic plant fibers, but none of the typical problems of deterioration when used outdoors. Made from quite simply the finest all-weather wicker available, our furniture resists fading, tearing, and cracking even after years of use.

- Crafted from highly durable, UV resistant all-weather wicker fiber
- Wicker fibers have variegated tones, textures, and/or matte finishes for an incredibly natural, authentic appearance
- Expertly hand woven around rustproof, powder coated aluminum frames
- Frames welded 360° for superior strength and longevity
- Suitable for direct sun, rain, poolside, and salt air environments
- Collections stocked in one or more of 23 exclusive wicker or rope finishes
- Most collections customizable in additional wicker colors at no additional charge
- Integration of teak wood accents for function and beauty
- Unfinished teak wood accents weather to silver gray over time or may be treated to maintain golden brown color
- Rope surfaces constructed from supple, polypropylene yarns braided around a plastic core for structure and strength
- Zippered cushions (sold separately) filled with urethane foam and/or fiber come in a choice of more than 100 premium, weather-friendly Sunbrella® or Outdura® fabrics
- Cushions may be ordered with a water-resistant liner, Sunbrella Rain fabric, or reticulated (flow through) foam to minimize drying time
- Easy to care for and maintain
- See [kingsleybate.com](https://www.kingsleybate.com) for care and maintenance





AZORES

DINING CHAIRS

Azores strikes the perfect balance between transitional and modern design. Angular planes of hand woven fiber are supported by a sturdy base of solid teak hardwood. Most seating units have beveled teak accents that run the perimeter of the back or arms. All frames are constructed from all-weather wicker fiber that has been wrapped around an aluminum frame, and the finest Grade A teak wood. Designed by John Caldwell.



AZ14 Dining Side Chair
Ships 2 per carton.
Cushion CUS129
Cover FC195




W 22.5 D 23.5 H 33.5 SH 19 Wt 24 LBS.

AZ15 Dining Armchair
Ships 2 per carton.
Cushion CUS129
Cover FC196



W 25 D 23.5 H 33.5 SH 19 AH 26 Wt 26 LBS.

Stocked Color



Granite • GR

Special Order Color



Cool Grey • CG

Always check dimensions of dining chairs and tables for compatibility.

Dining side chairs pictured with 4108 Fog cushions and our Tuscany square dining table.

Quick Ship cushions available for immediate delivery. See page 193 for details.

AZORES


DEEP SEATING



Seating shown with 5453 Canvas cushions.

Quick Ship cushions available for immediate delivery.
See page 193 for details.

Stocked Color



Granite • GR

Special Order Color



Cool Grey • CG



AZ75 Sofa
Cushion CUS177
Cover FC276



L 81 D 35.5 H 30.5 SH 17 AH 23.5 Wt 83 LBS.

AZ60 Settee
Cushion CUS176
Cover FC275



L 57 D 35.5 H 30.5 SH 17 AH 23.5 Wt 67 LBS.

AZ30 Lounge Chair
Cushion CUS157
Cover FC198



W 32.5 D 35.5 H 30.5 SH 17 AH 23.5 Wt 50 LBS.

AZ10 Ottoman
Cushion CUS133
Cover FC197



W 26.5 D 22 H 16.5 Wt 23 LBS.

AZ20 Side Table
Clear tempered glass top.
Cover FC203



L 18 W 18 H 18.5 Wt 15 LBS.

AZ33 Coffee Table
Clear tempered glass top.
Cover FC204



L 31 W 31 H 16.5 Wt 23 LBS.





AZORES

SECTIONAL

Locking hardware is provided to secure seating units together.

Sectional pictured with two armless chairs, two corner chairs, and one each of the armless settee, ottoman, coffee table, and side table; shown in 5453 Canvas cushions.

Quick Ship cushions available for immediate delivery.
See page 193 for details.



**AZ64 Sectional
Armless Settee**
Cushion CUS132 x 2
Cover FC201*



L 63 D 35.5 H 32 SH 17 Wt 60 LBS.

**AZ32 Sectional
Armless Chair**
Cushion CUS132
Cover FC200*



W 31.5 D 35.5 H 32 SH 17 Wt 37 LBS.

**AZ27 Sectional
Corner & End Chair**
Cushion CUS127
Cover FC202*



W 35.5 D 35.5 H 32 SH 17 Wt 47 LBS.

AZ31 Sectional Ottoman
Cushion CUS131
Cover FC199 [no zipper]



W 31.5 D 32 H 17 Wt 26 LBS.

Stocked Color



Granite•GR

Special Order Color



Cool Grey•CG

*Azores sectional covers zip together to fit any configuration. Order a main panel for every sectional piece plus one each of the left (FC232) and right (FC233) end panels for only the end units. (E.g., For a 5 piece sectional, order 7 panels total: 5 main, 1 left end, 1 right end.)





CAPE COD

DINING CHAIR

With its elegant sweeping lines, our Cape Cod collection is an updated, more sophisticated version of classic wicker porch furniture. Pieces are constructed from all-weather wicker and rustproof aluminum frames, allowing them to be used outdoors, completely exposed to the elements.

CD15 Dining Armchair
Ships 2 per carton.
Cushion CUS04
Cover FC043



W 26 D 27 H 34 SH 20 AH 26 Wt 20 LBS.

Stocked Color




White•W


Special Order Colors



Black•BK



Cobblestone•CS



Textured Charcoal•H



Willow•L



Sea Salt•S

Always check dimensions of dining chairs and tables for compatibility.

Dining chairs pictured with 1303 Topside Nautical/6439 Navy welt cushions and our Tuscany rectangular table.

CAPE COD

DEEP SEATING



Stocked Color



White•W

Special Order Colors



Black•BK



Cobblestone•CS



Textured Charcoal•H



Willow•L



Sea Salt•S



CD66 Sofa
Cushion CUS59
Cover FC049



Note: Specify cushion code CUS69 for 3 seat/back cushions when ordering striped or patterned fabric.

L 78 D 33 H 33.5 SH 18.5 AH 25.5 Wt 49 LBS.

CD25 Lounge Chair
Cushion CUS32
Cover FC046



W 32 D 35 H 33.5 SH 18.5 AH 25.5 Wt 28 LBS.

CD05 Ottoman
Cushion CUS42
Cover FC042



W 29 D 21 H 16.5 Wt 13 LBS.

CD23 Side Table
Optional Clear Tempered
Glass Top CDGL1
Cover FC045



L 23 W 23 H 23 Wt 14 LBS.

CD47 Coffee Table
Optional Clear Tempered
Glass Top CDGL2
Cover FC048



L 47 W 23 H 18 Wt 19 LBS.



Chairs at bottom pictured with 1303 Topside Nautical cushions;
seating at top pictured with 6433 Neptune cushions.

CHARLOTTE

DINING CHAIR & DEEP SEATING

Charlotte exemplifies the simple, natural beauty of classic rattan garden furniture. Durable aluminum frames are hand-painted to replicate authentic rattan, then woven with all-weather wicker in an open-grid pattern lending a feeling of airiness. Plush cushions complete the look and provide relaxing comfort.





HL15 Dining Armchair

Ships 2 per carton.
Cushion CUS115



W 23 D 27.5 H 35 SH 19 AH 24.5 Wt 12 LBS.

HL75 Sofa

Cushion CUS175
Cover FC339



L 79 D 38 H 34.5 SH 18 AH 24 Wt 59 LBS.

HL60 Settee

Cushion CUS160
Cover FC338



L 55.5 D 37.5 H 34.5 SH 18 AH 24 Wt 41 LBS.

HL30 Lounge Chair

Cushion CUS130
Cover FC336



W 29 D 36.5 H 34.5 SH 18 AH 24 Wt 24 LBS.

HL10 Ottoman

Cushion CUS110
Cover FC337



W 29 D 24.5 H 18 Wt 12 LBS.

Stocked Color



Classic Rattan=CR

All furniture shown with 5453 Canvas cushions. Seating pictured with Provence occasional tables in the Rustic finish. Dining at bottom left shown with Oslo dining table; dining at bottom right pictured with Avalon dining table.

Always check dimensions of dining chairs and tables for compatibility.

Quick Ship cushions available for immediate delivery. See page 193 for details.

CHATHAM

DINING CHAIRS & DEEP SEATING

Our Chatham collection is carefully crafted by hand with a classic open-weave design. Frames are constructed from rustproof aluminum and only the finest all-weather wicker. **The Chatham collection is available by special order only.**



HA14 Dining Side Chair

Ships 2 per carton.
Cushion CUS140
Cover FC104



W 20.5 D 28.5 H 34.5 SH 20 Wt 16 LBS.

HA15 Dining Armchair

Ships 2 per carton.
Cushion CUS141
Cover FC105



W 24.5 D 28.5 H 34.5 SH 20 AH 24 Wt 18 LBS.



HA75 Sofa

Cushion CUS145
Cover FC107



L 86 D 36 H 34 SH 19.5 AH 24 Wt 69 LBS.

HA60 Settee

Cushion CUS144
Cover FC016



L 58.5 D 35.5 H 34 SH 19.5 AH 24 Wt 48 LBS.

HA30 Lounge Chair

Cushion CUS143
Cover FC009



W 32.5 D 33.5 H 34 SH 19.5 AH 24 Wt 30 LBS.

HA10 Ottoman

Cushion CUS110
Cover FC103



W 29.5 D 21.5 H 19 Wt 14 LBS.

HA20 Side Table

Optional Clear Tempered
Glass Top SHGL1
Cover FC006



L 19.5 W 19.5 H 19.5 Wt 11 LBS.

HA42 Coffee Table

Optional Clear Tempered
Glass Top HAGL2
Cover FC106



L 42.5 W 30.5 H 15.5 Wt 20 LBS.

Special Order Color




Classic White • CW

Always check dimensions of dining chairs and tables for compatibility.

All Chatham items pictured with 1451 Toile Denim/White cushions. Dining chairs shown with Provence round dining table.



Stocked Color



Textured Charcoal•H

Special Order Colors



Black•BK



Cobblestone•CS



Willow•L



Sea Salt•S



Sunset•SN



White•W



CULEBRA

DINING CHAIRS & BAR STOOL

The design of our Culebra collection recalls the windswept beauty of the Spanish Caribbean, with flowing lines, integrated teak accents on most pieces, and our textured charcoal wicker that simulates vintage, weathered furniture. Slim profiles are perfectly balanced and contained within comfortable proportions. All wicker is hand woven around rustproof aluminum frames for exceptional quality and lasting enjoyment.

CE14 Dining Side Chair
Ships 2 per carton.
Cushion CUS26
Cover FC078



W 20.5 D 24.5 H 34 SH 19.5 Wt 18 LBS.

CE15 Dining Armchair
Ships 2 per carton.
Cushion CUS26
Cover FC079



W 24.5 D 24.5 H 34 SH 19.5 AH 25 Wt 25 LBS.

CE17 Bar Stool
Solid teak frame.
Cover FC080



W 19.5 D 14.5 H 29 Wt 16 LBS.



Always check dimensions of dining chairs and tables for compatibility.

Chairs pictured with 5453 Canvas cushions and our Wainscott rectangular dining table.

Quick Ship cushions available for immediate delivery. See page 193 for details.

CULEBRA

DEEP SEATING, CLUB SEATING & ROCKER



CE66 Sofa
Cushion CUS156
Cover FC191



L 75 D 35 H 36.5 SH 19.5 AH 24 Wt 62 LBS.

CE25 Club Chair
Cushion CUS27
Cover FC083



W 30 D 30 H 34 SH 18 AH 24 Wt 27 LBS.

CE30 Lounge Chair
Cushion CUS155
Cover FC190



W 32.5 D 34 H 35.5 SH 19.5 AH 24 Wt 32 LBS.

CE05 Club Ottoman
Cushion CUS28
Cover FC077



W 31.5 D 21 H 18 Wt 18 LBS.

CE10 Ottoman
Cushion CUS154
Cover FC189



W 32.5 D 22.5 H 18.5 Wt 19 LBS.

CE20 Side Table
Optional Clear Tempered
Glass Top CEGL1
Cover FC082



L 18 W 18.5 H 19 Wt 13 LBS.

CE18 Rocker
Teak rocker rails.
Cushion CUS31
Cover FC081



W 25.5 D 36.5 H 34.5 SH 20.5 AH 26 Wt 27 LBS.


CE45 Coffee Table
Optional Clear Tempered
Glass Top CEGL2
Cover FC084



L 45 W 25.5 H 18 Wt 19 LBS.

Stocked Color

Special Order Colors



Textured Charcoal•H



Black•BK



Cobblestone•CS



Willow•L



Sea Salt•S



Sunset•SN



White•W

Assembly required.

Seating pictured with 5453 Canvas cushions and 5171 Striato Silver toss pillows.

Quick Ship cushions available for immediate delivery. See page 193 for details.



FRANCES

DINING CHAIRS

The chic, sloped arm styling of Frances is relaxed yet sophisticated. Seating pieces are deep and comfortable with plush, luxurious cushions. Frames are constructed from only the finest all-weather wicker and sturdy bases of solid teak hardwood.

FN14 Dining Side Chair

Ships 2 per carton.
Cushion CUS190 (seat only)
Cushion CUS193 (seat & back)



W 23 D 28 H 34 SH 19 Wt 30 LBS.

FN15 Dining Armchair

Ships 2 per carton.
Cushion CUS190 (seat only)
Cushion CUS193 (seat & back)




W 23 D 28 H 34 SH 19 AH 24.5 Wt 32 LBS.

Stocked Colors



Willow•L



Textured Gray•TG


Special Order Colors



Black•BK



Cobblestone•CS



Textured Charcoal•H



Sea Salt•S



Sunset•SN



White•W

Always check dimensions of dining chairs and tables for compatibility.

Dining chairs shown with Algarve round dining table and 5453 Canvas cushions.

Quick Ship cushions available for immediate delivery. See page 193 for details.

FRANCES

DEEP SEATING



Stocked Colors




Willow•L




Textured Gray•TG



Black•BK



Cobblestone•CS



Textured Charcoal•H



Sea Salt•S



Sunset•SN



White•W

Special Order Colors



FN66 Sofa
Cushion CUS185
Cover FC267



L 72 D 36 H 36 SH 20 AH 24 Wt 96 LBS.

FN30 Lounge Chair
Cushion CUS184
Cover FC266



W 31 D 36 H 36 SH 20 AH 24 Wt 52 LBS.

**FN30SR Swivel Rocker
Lounge Chair**
Cushion CUS184
Cover FC266



W 31 D 37 H 35.5 SH 21.5 AH 24.5 Wt 66 LBS.

FN10 Ottoman
Cushion CUS182
Cover FC265



W 31 D 21.5 H 19 Wt 29 LBS.



Frances seating group pictured with 4108 Fog cushions.
Swivel rocker shown with 5453 Canvas cushions.

Quick Ship cushions available for immediate delivery.
See page 193 for details.



FRANCES

SECTIONAL

Locking hardware is provided to secure seating units together.

Sectional pictured with one each of the left arm settee, armless chair, corner chair, and right arm settee. Shown with 5453 Canvas cushions.

Quick Ship cushions available for immediate delivery.
See page 193 for details.

*Frances sectional covers zip together to fit any configuration. Order a main panel for every sectional piece plus one each of the left (FC287) and right (FC288) end panels for only the end units. [E.g., For a 5 piece sectional, order 7 panels total: 5 main, 1 left end, 1 right end.]

FN63 Sectional Right Arm (Facing) Settee
Cushion CUS184 x 2
Cover FC286*



L 54 D 36.5 H 36 SH 20 AH 24 Wt 76 LBS.

FN62 Sectional Left Arm (Facing) Settee
Cushion CUS184 x 2
Cover FC285*



L 54 D 36.5 H 36 SH 20 AH 24 Wt 76 LBS.

FN32 Sectional Armless Chair
Cushion CUS184
Cover FC284*



W 26 D 36.5 H 36 SH 20 Wt 42 LBS.

FN27 Sectional Corner Chair
Cushion CUS192
Cover FC283*



W 36.5 D 36.5 H 36 SH 20 Wt 58 LBS.

FN31 Sectional Ottoman
Cushion CUS191
Cover FC282 [no zipper]



W 26 D 26 H 20 Wt 28 LBS.



FN20 Side Table
Clear tempered glass top.
Cover FC248



L 20 W 20 H 20 Wt 23 LBS.

FN45 Coffee Table
Clear tempered glass top.
Cover FC249



L 45 W 30 H 15 Wt 38 LBS.

Stocked Colors

Special Order Colors



Willow•L



Textured Gray•TG



Black•BK



Cobblestone•CS



Textured Charcoal•H



Sea Salt•S



Sunset•SN



White•W

JUPITER

DEEP SEATING

Our Jupiter collection consists of primarily woven frames that showcase a modern, angular design. The open architecture of the seating reveals a floating seat deck that supports thick, comfortable cushions. The distinctive "X" motif within the arms is made from solid teak wood; this design element is echoed in the matching wicker tables. When exposed to the elements, the brown teak will weather to a handsome silver-gray that complements the wicker fiber. Designed by Andrew Gower.



Seating above pictured with Mendocino occasional tables; all seating shown with 5453 Canvas cushions.

Quick Ship cushions available for immediate delivery. See page 193 for details.

Stocked Color



Cool Grey • **CG**

Special Order Color



Granite • **GR**



JP75 Sofa
Cushion CUS184 x 3
Cover FC256



L 87 D 38.5 H 33.5 SH 17.5 AH 24 Wt 109 LBS.

JP60 Settee
Cushion CUS184 x 2
Cover FC255



L 62 D 38.5 H 33.5 SH 17.5 AH 24 Wt 86 LBS.

JP30 Lounge Chair
Cushion CUS184
Cover FC254



W 37 D 38.5 H 33.5 SH 17.5 AH 24 Wt 63 LBS.

JP10 Ottoman
Cushion CUS183
Cover FC253



W 37 D 25.5 H 17 Wt 40 LBS.

JP20 Side Table
Clear tempered glass top.
Cover FC257



L 20 W 20 H 20 Wt 24 LBS.

JP45 Coffee Table
Clear tempered glass top.
Cover FC258



L 45 W 30 H 15 Wt 40 LBS.





LUCIA

DINING CHAIR


The slender and airy Lucia collection has a relaxed style that complements modern and traditional settings. Gracefully curved aluminum backrests are wrapped with weather-friendly rope in an open, vertical pattern. Beautifully sculpted bases are crafted from premium teak. Sling decking beneath the seat cushions offers just the right amount of spring.

LU15 Dining Armchair
Ships 2 per carton.
Cushion CUS219 (seat only)
Cushion CUS224 (seat & back)




W 23 D 24.5 H 32 SH 19 AH 25 Wt 17 LBS.

Stocked Color



Dove Rope
(5mm) • DV5

Special Order Color



Charcoal Rope
(5mm) • CH5

Dining chairs pictured with Avalon dining table and 5453 Canvas cushions.

Always check dimensions of dining chairs and tables for compatibility.

Quick Ship cushions available for immediate delivery. See page 193 for details.



LUCIA

DEEP SEATING





LU80 Sofa
Cushion CUS223
Cover FC331



L 81 D 31.5 H 33 SH 16.5 AH 24 Wt 72 LBS.

LU55 Settee
Cushion CUS222
Cover FC330



L 56 D 31.5 H 33 SH 16.5 AH 24 Wt 53 LBS.

LU30 Lounge Chair
Cushion CUS221
Cover FC328




W 31 D 31.5 H 33 SH 16.5 AH 24 Wt 32 LBS.

LU10 Ottoman
Cushion CUS220
Cover FC329




W 25 D 21.5 H 16 Wt 16 LBS.

Stocked Color



Dove Rope
(5mm) • DV5

Special Order Color



Charcoal Rope
(5mm) • CH5




Seating pictured with 5453 Canvas cushions and Tribeca occasional tables.


Quick Ship cushions available for immediate delivery. See page 193 for details.



Stocked Colors



Driftwood Wicker/Taupe Sling • DPE



Shadow Wicker/Gray Sling • SWG



MILANO

CHAIRS, CLUB SEATING & CHAISE

Milano reinvents classic wicker styling with a modern upholstered seating surface, eliminating the need for a cushion. Seats are gently padded with reticulated (flow through) foam that drains quickly when wet. Upholstered surfaces are crafted from Batyline™, a 100% vinyl-coated polyester textile that is durable, fade resistant, and easy to care for.



M015 Dining Armchair
Ships 2 per carton.



W 25 D 26 H 32.5 SH 18 AH 25 Wt 13 LBS.

M070 Chaise

Upholstered decking is replaceable.
4 position adjustable backrest.
Cover FC303



W 29 L 79 SH 15 Wt 43 LBS.

M060 Club Settee
Cover FC302



L 54 D 28.5 H 32 SH 16.5 AH 24 Wt 30 LBS.

M017 Bar Chair*

Teak legs finished with gray wash.
Cover FC221



W 26 D 25.5 H 43 SH 28.5 AH 35.5 Wt 20 LBS.

M025 Club Chair
Cover FC294



W 30.5 D 30 H 31.5 SH 16.5 AH 24 Wt 15 LBS.

M005 Club Ottoman
Cover FC293



W 25 D 21.5 H 15.5 Wt 8 LBS.



Always check dimensions of dining chairs and tables for compatibility.

Milano dining chairs shown with Tuscany table.

*See kingsleybate.com for details on how the gray finish weathers outdoors.

MILANO

DEEP SEATING





M075 Sofa
Cover FC320



L 83 D 33 H 30.5 SH 17 AH 22 Wt 70 LBS.

M062 Settee
Cover FC319



L 57 D 33 H 30.5 SH 17 AH 22 Wt 52 LBS.

M030 Lounge Chair
Cover FC317



W 31.5 D 33 H 30.5 SH 17 AH 22 Wt 35 LBS.

M010 Ottoman
Cover FC318




W 31.5 D 21 H 16 Wt 18 LBS.

Stocked Color



Driftwood Wicker/Taupe Sling •DPE

Special Order Color



Shadow Wicker/Gray Sling •SWG

Upholstered decking is replaceable.

Seating shown with Tribeca occasional tables and 54012 Coastal toss pillows.

MILANO

SECTIONAL



Clips are provided to secure seating units together.

Upholstered decking is replaceable.

Sectional pictured with three armless chairs, one curved corner chair, one armless settee, one square corner chair, and one ottoman. Shown with Ipanema coffee table and 54012 Coastal toss pillows.


*Milano sectional covers zip together to fit any configuration. Order a main panel for every sectional piece plus one each of the left (FC300) and right (FC301) end panels for only the end units. (E.g., For a 5 piece sectional, order 7 panels total: 5 main, 1 left end, 1 right end.)

Stocked Color



Driftwood Wicker/Taupe Sling • DPE

Special Order Color



Shadow Wicker/Gray Sling • SWG



**M084 Sectional
Armless Settee**
Cover FC299*



L 54 D 32.5 H 30 SH 17 Wt 45 LBS.

**M054 Sectional Curved
Armless Settee**
Cover FC316*



L 81 D 39.5 H 30 SH 17 Wt 60 LBS.

**M052 Sectional
Armless Chair**
Cover FC297*



W 27 D 32.5 H 30 SH 17 Wt 25 LBS.

**M047 Sectional
Square Corner Chair**
Cover FC296*



W 32 D 32.5 H 30 SH 17 Wt 30 LBS.

**M056 Sectional
Curved Corner Chair**
Cover FC298*



W 32 D 32.5 H 30 SH 17 Wt 25 LBS.

M051 Sectional Ottoman
Cover FC295 (no zipper)



W 27 D 27 H 17 Wt 17 LBS.



OJAI

DEEP SEATING

With hints of retro styling, the Ojai collection is reminiscent of old California. Pieces are relaxed yet modern, slightly low to the ground, and incredibly comfortable. Ojai is crafted from all-weather wicker that is hand-woven around rustproof aluminum frames. **The Ojai collection is available by special order only.**

Special Order Colors



Textured Charcoal•H



Sunset•SN

Sofa and lounge chairs shown with 5453 Canvas cushions.



OA75 Sofa
Cushion CUS153
Cover FC307



L 95 D 43 H 32.5 SH 16.5 AH 21 Wt 99 LBS.

OA30 Lounge Chair
Cushion CUS151
Cover FC306



W 45 D 42 H 32.5 SH 16.5 AH 21 Wt 51 LBS.

OA25 Side Table
Clear tempered glass top.
Cover FC304




D 24.5 H 18.5 Wt 14 LBS.

OA52 Coffee Table
Clear tempered glass top.
Cover FC305



D 50 H 14.5 Wt 30 LBS.





PARIS

DINING CHAIRS

Our Paris collection has a sophisticated, modern style that intersects formal and casual design. Durable all-weather wicker is hand woven around aluminum frames with distressed-teak legs. When exposed to the elements, the gray finish on the legs will wear away. Once the finish has worn off, exposing unfinished teak to the elements, the wood will begin to acquire the gray patina that is typical of untreated teak.



PR14G Dining Side Chair
Ships 2 per carton.
Cushion CUS105
Cover FC095



W 18.5 D 26 H 36 SH 20.5 Wt 20 LBS.

PR15G Dining Armchair
Ships 2 per carton.
Cushion CUS105
Cover FC096



W 26 D 26 H 36 SH 20.5 AH 25 Wt 27 LBS.

Stocked Colors



Cobblestone • **CS**




Sea Salt • **S**

Special Order Colors



Black • **BK**



Textured Charcoal • **H**



Willow • **L**



White • **W**

Always check dimensions of dining chairs and tables for compatibility.

All items pictured with 5453 Canvas cushions; dining chairs shown with our Tuscany square dining table.

Quick Ship cushions available for immediate delivery.
See page 193 for details.



All items pictured with 5453 Canvas cushions; sofa shown with 4992 Fretwork Ocean toss pillows. Seating pictured with our Tuscany coffee table and side table in the Gray finish.

Quick Ship cushions available for immediate delivery. See page 193 for details.



PARIS

DEEP SEATING



PR66G Sofa
Cushion CUS156
Cover FC194

L 74.5 D 35.5 H 35.5 SH 19 AH 25.5 Wt 67 LBS.



PR30G Lounge Chair
Cushion CUS155
Cover FC193


W 33.5 D 33.5 H 35.5 SH 19 AH 25.5 Wt 37 LBS.



PR10G Ottoman
Cushion CUS161
Cover FC192

W 26.5 D 26.5 H 19 Wt 20 LBS.

Stocked Colors



Cobblestone • CS



Sea Salt • S

Special Order Colors



Black • BK



Textured Charcoal • H



Willow • L



White • W



SAG HARBOR

DINING, ROCKER & BAR CHAIRS

Inspired by the relaxed style of the Hamptons, Sag Harbor is hand woven in a premium, extra large fiber making it heavier and more substantial than standard outdoor wicker furniture. The fiber's variegated tones create a highly natural appearance that pairs well with our assortment of teak tables.



SH14 Dining Side Chair

Ships 2 per carton.
Cushion CUS114
Cover FC002



W 21 D 24 H 34 SH 19.5 Wt 22 LBS.

SH15 Dining Armchair

Ships 2 per carton.
Cushion CUS115
Cover FC003



W 27.5 D 27.5 H 35 SH 19.5 AH 25 Wt 30 LBS.

SH16 Counter Stool

Teak legs.
Use with or without cushion.
Ships 2 per carton.
Cushion CUS17
Cover FC205



W 21 D 24 H 39.5 SH 24 Wt 17 LBS.

SH17 Bar Chair

Teak legs.
Use with or without cushion.
Ships 2 per carton.
Cushion CUS17
Cover FC004



W 21 D 24 H 43.5 SH 28 Wt 21 LBS.

SH18 Rocker

Teak rocker rails.
Cushion CUS34
Cover FC005



W 27.5 D 34.5 H 34 SH 18 AH 26 Wt 33 LBS.

SH52 52" Round Dining Table

Seats 4
Clear tempered glass top.
1.5" umbrella hole.
Accepts 9' umbrella.
Cover FC036 (table w/ 4 chairs)



Note: Not stocked in Oyster.

D 52 H 30 C 27.5 Wt 107 LBS.

SH61 60" Round Dining Table

Seats 6
Clear tempered glass top.
2" umbrella hole.
Accepts up to 10' umbrella.
Cover FC038 (table w/ 4-6 chairs)



Note: Not stocked in Oyster.

D 60 H 30 C 27.5 Wt 120 LBS.

Stocked Colors



Driftwood • D



Oyster • Y



Classic White • CW



Mocha • M

Special Order Colors

Assembly required.

Always check dimensions of dining chairs and tables for compatibility.

Dining chairs at top left pictured in Oyster with 4107 Ocean cushions and our Oslo rectangular table. Dining chairs at bottom left and dining table at top right shown in Driftwood wicker. Dining chairs at bottom left pictured with our Wainscott table.

Quick Ship cushions available for immediate delivery.
See page 193 for details.



SAG HARBOR

DEEP SEATING

SH75 Sofa
Cushion CUS175
Cover FC019



L 85 D 34.5 H 33.5 SH 19 AH 24 Wt 80 LBS.

SH60 Settee
Cushion CUS160
Cover FC016



L 62 D 34.5 H 33.5 SH 19 AH 24 Wt 60 LBS.

SH30 Lounge Chair
Cushion CUS130
Cover FC009



W 35 D 32 H 33.5 SH 19 AH 24 Wt 41 LBS.

SH30HB High Back Lounge Chair
Cushion CUS130 (short back)
Cushion CUS164 (tall back)
Cover FC206



W 36 D 35 H 42 SH 19 AH 24 Wt 43 LBS.

SH30SR Swivel Rocker Lounge Chair
Cushion CUS130
Cover FC009



W 35 D 32 H 35 SH 20.5 AH 25 Wt 60 LBS.

SH10 Ottoman
Cushion CUS110
Cover FC001



W 32 D 21.5 H 18 Wt 20 LBS.

SH20 Side Table/Stool
May be used as a stool.
Optional Clear Tempered Glass Top SHGL1
Cushion CUS120
Cover FC006



L 19.5 W 19.5 H 19.5 Wt 16 LBS.

SH45 Coffee Table
Optional Clear Tempered Glass Top SHGL3
Cover FC015



L 45 W 32 H 15 Wt 30 LBS.

SH42 Chat Table
Optional Clear Tempered Glass Top SHGL2
Cover FC014



L 42 W 42 H 15 Wt 37 LBS.

Stocked Colors



Driftwood=D




Oyster=Y

Special Order Colors



Classic White=CW



Mocha=M

Seating at top left shown with 4109 Oat cushions and Essex coffee table. Seating at bottom left pictured with 5453 Canvas cushions.

Quick Ship cushions available for immediate delivery. See page 193 for details.



SAG HARBOR

SECTIONAL



**SH32 Sectional
Armless Chair**
Cushion CUS97
Cover FC224*



W 37.5 D 37.5 H 29 SH 16.5 Wt 33 LBS.

SH35 Chat Chair
Cushion CUS93
Cover FC013



W 37.5 D 37.5 H 29 SH 16.5 AH 29 Wt 46 LBS.

**SH27 Sectional
Corner Chair**
Cushion CUS98 (right facing corner)
Cushion CUS126 (left facing corner)
Cover FC223*



W 37.5 D 37.5 H 29 SH 16.5 Wt 37 LBS.

**SH34 Sectional Curved
Armless Settee**
Cushion CUS84
Cover FC225*



Note: See configurations and dimensions at kingsleybate.com

W 87.5 D 44.5 H 29 SH 16.5 Wt 80 LBS.

**SH26 Sectional L/R
End Chair**
Cushion CUS99
Cover FC223*



W 37.5 D 37.5 H 29 SH 16.5 AH 29 Wt 37 LBS.

**SH21 Sectional Curved
Wedge/Table**
Optional Clear Tempered
Glass Top SHGL4
Cover FC007 (no zipper)



W 21.5 D 38 H 11 Wt 15 LBS.

SH31 Sectional Ottoman
Cushion CUS94
Cover FC010 (no zipper)



W 37.5 D 37.5 H 16.5 Wt 20 LBS.

Clips are provided to secure seating units together.

Note: Corner chair and L/R End chair are the same frame, but with different cushions.

Sectional at top left pictured with two end chairs, one armless chair, one corner chair, and one ottoman. Curved sectional shown with Provence coffee table. All seating pictured with 5453 Canvas cushions.

Quick Ship cushions available for immediate delivery. See page 193 for details.

Stocked Colors



Driftwood • D



Oyster • Y

Special Order Colors



Classic White • CW



Mocha • M

*Sag Harbor sectional covers zip together to fit any configuration. Order a main panel for every sectional piece plus one each of the left (FC226) and right (FC227) end panels for only the end units. [E.g., For a 5 piece sectional, order 7 panels total: 5 main, 1 left end, 1 right end.]



SAG HARBOR

CHAISE & CUSHION BOXES



SH70 Chaise

4 position adjustable backrest.
Integrated wheels.
Cushion CUS82
Cover FC018



W 29.5 L 79.5 SH 12 Wt 65 LBS.

SH59 60" Cushion Box*

Water resistant fabric liner
in lid and bottom.
Bottom liner removable.
Hydraulic arm on lid for
soft close.
Teak handles.



W 60 D 29 H 32.5 Wt 66 LBS.

SH67 67" Cushion Box*

Water resistant fabric liner
in lid and bottom.
Bottom liner removable.
Hydraulic arm on lid for
soft close.
Teak handles.



W 67 D 32 H 32.5 Wt 74 LBS.

*Stocked Colors: Driftwood: D, Oyster: Y; Special order in 12 other wicker colors. See page 187 for wicker colors.

Stocked Colors



Driftwood • D



Oyster • Y



Classic White • CW



Mocha • M

Special Order Colors

Assembly required.

Chaises pictured with 5453 Canvas cushions.

Quick Ship cushions available for immediate delivery.
See page 193 for details.

SAVANNAH

DEEP SEATING

An updated version of mid-twentieth century rattan seating, Savannah preserves a balance between casual and formal design. Rustproof aluminum frames are antiqued to look like genuine rattan, then handwoven with all-weather wicker in a classic artisanal pattern. All items are outfitted with modern cushioning that's perfect for lounging or an afternoon nap.



SA75 Sofa
Cushion CUS197
Cover FC311



L 86.5 D 37 H 38.5 SH 20 AH 25 Wt 61 LBS.

SA60 Settee
Cushion CUS196
Cover FC310



L 61 D 37 H 38.5 SH 20 AH 25 Wt 39 LBS.

SA30 Lounge Chair
Cushion CUS194
Cover FC308



W 36.5 D 37 H 38.5 SH 20 AH 25 Wt 25 LBS.

SA10 Ottoman
Cushion CUS195
Cover FC309



W 27 D 26 H 17.5 Wt 12 LBS.



SA22 Side Table
Clear tempered glass top.
Cover FC006



L 20 W 20 H 20 Wt 7 LBS.

SA45 Coffee Table
Clear tempered glass top.
Cover FC312



L 45 W 30.5 H 15 Wt 10 LBS.

Stocked Color



Classic Rattan • CR



Shown with 4128 Meadow toss pillows.

Quick Ship cushions available for immediate delivery.
See page 193 for details.



SOUTHAMPTON

DINING CHAIRS, ROCKER & CHAISE

Our Southampton collection is an updated version of classic, open-weave wicker furniture. All pieces are hand woven using extra large fiber, making them heavier and more substantial than typical outdoor wicker pieces. The fiber's variegated tones create a highly natural appearance that pairs well with our assortment of teak tables.





S014 Dining Side Chair

Ships 2 per carton.
Cushion CUS125
Cover FC020



W 24 D 28 H 36 SH 19.5 Wt 18 LBS.

S015 Dining Armchair

Ships 2 per carton.
Cushion CUS125
Cover FC021



W 24 D 30 H 36 SH 19.5 AH 25 Wt 24 LBS.

S070 Chaise

4 position adjustable backrest.
Integrated wheels.
Cushion CUS82
Cover FC018



W 29 L 80 SH 12 Wt 65 LBS.

S018 Rocker*

Teak rocker rails with gray wash finish.
Cushion CUS124
Cover FC022



W 28 D 36 H 34 SH 21.5 AH 25 Wt 30 LBS.

Stocked Color



Oyster•Y

Special Order Colors



Classic White•CW



Driftwood•D



Mocha•M

Assembly required.

Always check dimensions of dining chairs and tables for compatibility.

Dining armchairs pictured with our Provence dining table. All pieces shown with 1303 Topside Nautical cushions.

*See kingsleybate.com for details on how the gray finish weathers outdoors.

Quick Ship cushions available for immediate delivery. See page 193 for details.

SOUTHAMPTON

DEEP SEATING



S075 Sofa
Cushion CUS175
Cover FC019



L 85 D 35 H 33.5 SH 19 AH 24 Wt 80 LBS.

S060 Settee
Cushion CUS160
Cover FC016



L 60 D 35 H 33.5 SH 19 AH 24 Wt 50 LBS.

S030 Lounge Chair
Cushion CUS130
Cover FC009



W 34 D 32 H 33 SH 19 AH 24 Wt 41 LBS.

S030SR Swivel Rocker Lounge Chair
Cushion CUS130
Cover FC009



W 35 D 32 H 34.5 SH 20.5 AH 25 Wt 57 LBS.



S010 Ottoman
Cushion CUS110
Cover FC001



W 31.5 D 21 H 18 Wt 18 LBS.

S020 Side Table/Stool
May be used as a stool.
Optional Clear Tempered Glass Top SHGL1
Cushion CUS120
Cover FC006



L 20 W 20 H 19.5 Wt 10 LBS.

S045 Coffee Table
Optional Clear Tempered Glass Top SHGL3
Cover FC015



L 45 W 32.5 H 15 Wt 20 LBS.

Stocked Color



Oyster•Y

Special Order Colors



Classic White•CW



Driftwood•D



Mocha•M

Deep seating pictured with 1303 Topside Nautical cushions and 1301 Topside Indigo toss pillows.

Quick Ship cushions available for immediate delivery. See page 193 for details.

ST. BARTS

DEEP SEATING & SECTIONAL

Our St. Barts collection has a modern, livable style that assimilates to countless settings. Pieces are crafted from all-weather rope that has the natural look of authentic hemp rope, yet the same durability as our other outdoor wicker furnishings. Frames are substantial and made from rustproof aluminum with solid teak feet.



SB75 Sofa
Cushion CUS67 x 3
Cover FC066



L 84.5 D 38 H 36 SH 17 AH 23 Wt 120 LBS.

**SB62 Sectional
Left Arm (Facing) Settee**
Cushion CUS67 x 2
Cover FC162*



Note: Special order only.

L 55 D 38.5 H 36 SH 17 AH 22.5 Wt 83 LBS.

SB60 Settee
Cushion CUS67 x 2
Cover FC064



L 59.5 D 38.5 H 36 SH 17 AH 23 Wt 93 LBS.

**SB63 Sectional
Right Arm (Facing) Settee**
Cushion CUS67 x 2
Cover FC163*



Note: Special order only.

L 55 D 38.5 H 36 SH 17 AH 22.5 Wt 83 LBS.

SB30 Lounge Chair
Cushion CUS67
Cover FC101



W 34.5 D 38.5 H 36 SH 17 AH 23 Wt 64 LBS.

**SB64 Sectional
Armless Settee**
Cushion CUS67 x 2
Cover FC164*



Note: Special order only.

L 52 D 38.5 H 36 SH 17 Wt 75 LBS.

SB10 Ottoman
Cushion CUS123
Cover FC060



W 34.5 D 26 H 17 Wt 32 LBS.

**SB32 Sectional
Armless Chair**
Cushion CUS67
Cover FC160*



Note: Special order only.

W 26 D 38.5 H 36 SH 17 Wt 44 LBS.

Stocked Color



Natural Rope=RP

Special Order Color



Hemp=PM

**SB27 Sectional
Corner Chair**
Cushion CUS168
Cover FC165*



Note: Special order only.

W 38.5 D 38.5 H 36 SH 17 Wt 67 LBS.

Seating pictured with our Tuscany table, 5453 Canvas cushions, and 54048 Charcoal toss pillows. Sectional pictured with one each of the armless settee, corner chair, armless chair, and right arm settee.

Quick Ship deep seating cushions available for immediate delivery. See page 193 for details.

*St. Barts sectional covers zip together to fit any configuration. Order a main panel for every sectional piece plus one each of the left (FC166) and right (FC167) end panels for only the end units. [E.g., For a 5 piece sectional, order 7 panels total: 5 main, 1 left end, 1 right end.]

SB31 Sectional Ottoman
Cushion CUS169
Cover FC161 (no zipper)



Note: Special order only.

W 26 D 26 H 17 Wt 25 LBS.



WESTPORT

DINING GROUP & CHAISE

The Westport collection is distinguished by its streamlined simplicity and exquisite attention to detail. Most items have solid teak bases that are understated and functional, resulting in a sophisticated transitional collection that is equally suited for relaxed lounging or formal entertaining. Designed by John Caldwell.



WR14 Dining Side Chair
Ships 2 per carton.
Cushion CUS109
Cover FC222



W 21 D 26.5 H 33.5 SH 20 Wt 17 LBS.

WR15 Dining Armchair
Ships 2 per carton.
Cushion CUS39
Cover FC052




W 24 D 28 H 33 SH 20 AH 24.5 Wt 23 LBS.

WR70 Chaise
Integrated wheels.
4 position adjustable backrest.
Cushion CUS83
Cover FC058



W 28 L 81 SH 13 AH 20 Wt 45 LBS.

Stocked Colors



Cobblestone •CS




Sea Salt •S

Special Order Colors



Black •BK



Textured Charcoal •H



Willow •L



White •W

WR50 50" Round Dining Table
Seats 4
Clear tempered glass top.
Does not accept umbrella.
Cover FC036 (table w/ 4 chairs)



Note: Special order only.

D 50 H 30 C 27.5 Wt 83 LBS.

WR60 60" Round Dining Table
Seats 6
Clear tempered glass top.
Does not accept umbrella.
Cover FC038 (table w/ 4-6 chairs)



Note: Special order only.

D 60 H 30 C 27.5 Wt 98 LBS.



Assembly required.

Always check dimensions of dining chairs and tables for compatibility.

Armchairs and chaises pictured with 48018 Spectrum Eggshell cushions.

Quick Ship cushions available for immediate delivery. See page 193 for details.

WESTPORT

DEEP SEATING



Stocked Colors



Cobblestone • **CS**




Sea Salt • **S**

Special Order Colors



Black • **BK**



Textured Charcoal • **H**



Willow • **L**



White • **W**



WR75 Sofa
Cushion CUS134 x 3
Cover FC256



Note: Special order only.

L 87 D 34 H 34 SH 18.5 AH 25.5 Wt 97 LBS.

WR61 Settee
Cushion CUS134 x 2



Note: Special order only.

L 61 D 34 H 34 SH 18.5 AH 25.5 Wt 75 LBS.

WR30 Lounge Chair
Cushion CUS134
Cover FC055



W 34 D 34 H 34 SH 18.5 AH 25.5 Wt 38 LBS.

WR10 Ottoman
Cushion CUS133
Cover FC051



W 32 D 22 H 18 Wt 20 LBS.

WR20 Side Table
Optional Clear Tempered
Glass Top WRGL2
Cover FC047



D 21 H 16.5 Wt 13 LBS.

Lounge seating at upper left pictured with 54048 Charcoal cushions.

Quick Ship cushions available for immediate delivery.
See page 193 for details.



WESTPORT

SECTIONAL



**WR32 Sectional
Armless Chair**
Cushion CUS132
Cover FC229*



W 31.5 D 36 H 30 SH 16.5 Wt 28 LBS.

WR31 Sectional Ottoman
Cushion CUS131
Cover FC056 (no zipper)



W 32 D 32 H 16.5 Wt 20 LBS.

**WR27 Sectional L/R
Corner Chair**
Cushion CUS127
Cover FC228*



W 36 D 36 H 30 SH 16.5 Wt 35 LBS.

WR33 Coffee Table
Optional Clear Tempered
Glass Top WRGL1
Cover FC057



L 32 W 32 H 15 Wt 20 LBS.

Stocked Colors



Cobblestone • CS




Sea Salt • S

Special Order Colors



Black • BK



Textured Charcoal • H



Willow • L



White • W

Clips provided to secure seating units together.

Sectional at top left pictured with two corner chairs, five armless chairs, and one ottoman.

Quick Ship cushions available for immediate delivery.
See page 193 for details.

*Westport sectional covers zip together to fit any configuration. Order a main panel for every sectional piece plus one each of the left (FC230) and right (FC231) end panels for only the end units. (E.g., For a 5 piece sectional, order 7 panels total: 5 main, 1 left end, 1 right end.)



ZONA

DEEP SEATING


Merging mid-century style with outdoor durability, Zona's bucket seats in all-weather wicker sit atop a base of finely crafted teak legs and struts. Comfortable cushions with clean edges finish the look for a modern and inviting seating ensemble.

Stocked Color



Textured Gray • **TG**

Special Order Colors



Textured Charcoal • **H**



Sunset • **SN**



ZN66 Sofa
Cushion CUS204
Cover FC315



L 73.5 D 32 H 32 SH 19.5 AH 23.5 Wt 66 LBS.

ZN30 Lounge Chair
Cushion CUS202
Cover FC313



W 33 D 32 H 32 SH 19.5 AH 23.5 Wt 34 LBS.

ZN10 Ottoman
Cushion CUS203
Cover FC314



W 30 D 21 H 18 Wt 17 LBS.



Seating shown with 5453 Canvas cushions and Tribeca tables.

Quick Ship cushions available for immediate delivery.
See page 193 for details.




WICKER

COLORS

Our all-weather wicker fiber is highly resistant to fading, cracking, or tearing even after years of use. Fibers have variegated tones and either a textured or matte finish for an incredibly natural, authentic appearance.

Note: We use strict quality control standards to help ensure consistent color of our all-weather wicker fiber. Colors and color-blends may vary slightly from unit-to-unit due to subtle differences in dye lots, the use of variegated fibers, and the hand-woven nature of the furniture.





Ash • **AH**




Black • **BK**



Cool Grey • **CG**



Classic Rattan • **CR**



Cobblestone • **CS**




Classic White • **CW**



Driftwood • **D**



Granite • **GR**



Textured Charcoal • **H**



Willow • **L**



Mocha • **M**



Natural Cord • **NC**



Hemp • **PM**



Natural Rope • **RP**




Sea Salt • **S**



Sunset • **SN**



Shadow • **SW**



Textured Gray • **TG**



White • **W**



Oyster • **Y**




ROPE COLORS

Our weather-friendly Rope fiber is made from supple, polypropylene yarns braided around a plastic core for structure and strength.



Charcoal Rope
(5mm) • **CH5**



Charcoal Rope
(8mm) • **CH8**



Dove Rope
(5mm) • **DV5**



See chart on page 7 and individual collection pages for stocked and special order colors.





STAINLESS STEEL

The brilliance of stainless steel and its ability to articulate sharp, angular planes makes it an ideal material for modern furniture design. Combine this with its exceptional resilience outdoors and the result is exterior furnishings of unparalleled splendor.

- Available in electropolished finish by special order for poolside and salt air environments
- Integration of Grade A teak wood for function and beauty
- Teak wood components weather to silver gray over time or may be treated to maintain golden brown color
- Sling surfaces made from Batyline™, a 100% vinyl-coated polyester textile that is durable, fade resistant, and easy to care for
- Sling collections each offered in four colors
- Some stainless steel furniture ships knocked-down and assembles in as few as 15 minutes
- Zippered cushions (sold separately) filled with urethane foam and/or fiber come in a choice of more than 100 premium, weather-friendly Sunbrella® or Outdura® fabrics
- Cushions may be ordered with a water-resistant liner, Sunbrella Rain fabric, or reticulated (flow through) foam to minimize drying time
- Easy to maintain and care for with periodic cleaning
- See kingsleybate.com for care and maintenance



IBIZA

DINING CHAIR & CLUB SEATING

Ibiza is an innovative mixed media collection that blurs the distinction between art and engineering. Frames are constructed with high grade #304 stainless steel. Beautifully integrated teak is used on both the seating and table, becoming an integral component of their structure and function. Seating surfaces are made from Batyline™, an extremely durable outdoor textile that is comfortable without the need for a cushion. **The Ibiza collection is available by special order only.** Designed by Andrew Gower.



IB15 Dining Armchair



W 23 D 24 H 35 SH 18 AH 25 Wt 28 LBS.

IB30 Club Chair



W 26 D 29 H 33 SH 16 AH 23.5 Wt 32 LBS.

IB10 Club Ottoman



W 21 D 21 H 14 Wt 16 LBS.


IB20 Side Table




L 22 W 22 H 14 Wt 17 LBS.



Special Order Colors




Black • BK



Bronze • BZ



Cream • C



Orange • O

Note: Stainless steel furniture that will be exposed to salt air or chlorinated water should be electropolished. See page 190 for details.

Always check dimensions of dining chairs and tables for compatibility.

Dining chairs pictured with our Tiburon table, available in other sizes. Ibiza chairs also complement our Tivoli dining tables.

Assembly required.



TIBURON

DINING GROUP

Our sleek Tiburon collection exemplifies the modern lifestyle of the California Bay Area. Seating is constructed in mixed media from #304 stainless steel, premium teak, and Batyline™ fabric; tables have sturdy steel frames with solid teak tops. While designed for outdoor use, Tiburon may also be used indoors, both in residential and in commercial applications.



TB14 Dining Side Chair
Ships 2 per carton.




W 18 D 23 H 35 SH 18 Wt 18 LBS.

TB15 Dining Armchair
Stacking.
Ships 2 per carton.




W 24 D 23 H 35 SH 18 AH 26 Wt 20 LBS.

Stocked Color




Black•BK


Special Order Colors



Bronze•BZ



Cream•C



Orange•O

TB38 38" Square Dining Table

Seats 4
1.5" umbrella hole.
Accepts 9' umbrella.
Cover FC040 (table w/ 4 chairs)



L 38 W 38 H 29 C 26.5 WBL 34/34 Wt 58 LBS.

TB76 76" Rectangular Dining Table

Seats 8
2" umbrella hole.
Accepts up to 10' umbrella.
Cover FC037 (table w/ 4-6 chairs)



L 76 W 38 H 29 C 26.5 WBL 72/34 Wt 100 LBS.


Note: Stainless steel furniture that will be exposed to salt air or chlorinated water should be electropolished. See page 190 for details.

Always check dimensions of dining chairs and tables for compatibility.

Assembly required.




Stocked Color




Black • **BK**


Special Order Colors



Bronze • **BZ**



Cream • **C**



Orange • **O**



TIBURON

BAR GROUP & CHAISE

TB79 Chaise
5 position adjustable backrest.
Integrated hidden wheels.
Cover FC145



W 25 L 79 SH 14 Wt 40 LBS.

TB18 Bar Chair
Cover FC004



W 18 D 22 H 44 SH 28 Wt 25 LBS.

**TB35 35" Rectangular
Bar Table**
Seats 4
1.5" umbrella hole.
Accepts 9" umbrella.
Cover FC153 (table w/ 4 chairs)



L 35 W 27.5 H 40 C 37.5 WBL 32 Wt 37 LBS.



Note: Stainless steel furniture that will be exposed to salt air or chlorinated water should be electropolished. See page 190 for details.

Assembly required.



TIVOLI

DINING GROUP

Tivoli is a modern masterwork in exterior furnishings that integrates elements of design, material, and function. All pieces are crafted from the finest #304 stainless steel and premium teak; sling seating surfaces are constructed from Batyline™ fabric. Complementary tables are constructed with heavy duty steel frames and teak wood tops. Designed by John Caldwell.



TL14 Dining Side Chair
Stacking.
Ships 2 per carton.



W 21.5 D 28.5 H 35 SH 17.5 Wt 25 LBS.

TL15 Dining Armchair
Stacking.
Ships 2 per carton.



W 24.5 D 28.5 H 35 SH 17.5 AH 25.5 Wt 27 LBS.

TL42 42" Square Dining Table
Seats 4
1.5" umbrella hole.
Accepts 9' umbrella.
Cover FC040 (table w/ 4 chairs)



L 42 W 42 H 29 C 26 WBL 36/36 Wt 67 LBS.


TL84 84" Rectangular Dining Table
Seats 8
2" umbrella hole.
Accepts up to 10' umbrella.
Cover FC220 (table w/ 6-8 chairs)




L 84 W 42 H 29 C 26 WBL 79/36 Wt 108 LBS.




Stocked Colors



Black • **BK**




Bronze • **BZ**



Cream • **C**

Special Order Color



Orange • **O**

Note: Stainless steel furniture that will be exposed to salt air or chlorinated water should be electropolished. See page 190 for details.


Always check dimensions of dining chairs and tables for compatibility.

Dining armchair at top right shown with Bronze sling.


Assembly required.




Stocked Colors




Black • **BK**



Bronze • **BZ**



Cream • **C**



Orange • **O**

Special Order Color

TIVOLI

CLUB SEATING, BAR CHAIR & CHAISE



TL76 Club Sofa
Stacking.

Note: Special order only.



L 76 D 30.5 H 33 SH 16.5 AH 23.5 Wt 73 LBS.

TL53 Club Settee
Stacking.
Cover FC151

Note: Special order only.



L 52.5 D 30.5 H 33 SH 16.5 AH 23.5 Wt 51 LBS.

TL30 Club Chair
Stacking.
Cover FC115



W 29 D 30.5 H 33 SH 16.5 AH 23.5 Wt 30 LBS.

TL10 Club Ottoman
Stacking.
Cover FC133



W 28 D 20.5 H 15 Wt 20 LBS.

TL17 Bar Chair
Stacking.



W 25 D 29.5 H 45.5 SH 28.5 AH 35 Wt 32 LBS.

TL79 Chaise

Stacking.
Removable arms.
Integrated wheels.
5 position adjustable backrest.
Cover FC175



W 31.5 L 77.5 SH 14.5 AH 22 Wt 60 LBS.

TL18 Side Table
Cover FC203



L 17.5 W 17.5 H 17.5 Wt 18 LBS.

Note: Stainless steel furniture that will be exposed to salt air or chlorinated water should be electropolished. See page 190 for details.

Club seating at lower left shown with Black slings.

Assembly required.



TIVOLI

SECTIONAL



**TL35 Sectional
Armless Chair**
Cushion CUS135
Cover FC073*



W 35 D 35 H 27.5 SH 15 Wt 50 LBS.

**TL36 Sectional
Square Corner Chair**
Cushion CUS136
Cover FC074*



W 35 D 35 H 27.5 SH 15 Wt 60 LBS.

**TL37 Sectional
Curved Corner Chair**
Cushion CUS138
Cover FC075*



W 35 D 35 H 27.5 SH 15 Wt 50 LBS.

**TL31 Sectional
Square Ottoman**
Cushion CUS137
Cover FC071 (no zipper)



W 35 D 35 H 15 Wt 34 LBS.

**TL32 Sectional
Curved Ottoman**
Cushion CUS139
Cover FC072 (no zipper)



W 35 D 35 H 15 Wt 29 LBS.

**TL20 Sectional
Side Table**
Cover FC170



L 19.5 W 19.5 H 16 Wt 20 LBS.

**TL40 Sectional
Coffee Table**
Cover FC076



L 35 W 35 H 13 Wt 36 LBS.

Note: Stainless steel furniture that will be exposed to salt air or chlorinated water should be electropolished. See page 190 for details.

Assembly required.

Sectional at top left pictured with three armless chairs, and one each of the square corner chair, curved corner chair, square ottoman, curved ottoman, coffee table, and side table; shown in 5453 Canvas cushions.

Quick Ship cushions available for immediate delivery.
See page 193 for details.

*Tivoli sectional covers zip together to fit any configuration. Order a main panel for every sectional piece plus one each of the left (FC236) and right (FC237) end panels for only the end units. [E.g., For a 5 piece sectional, order 7 panels total: 5 main, 1 left end, 1 right end.]



ACCESSORIES

WOVEN CUSHION BOXES

SH59 Sag Harbor 60" Cushion Box

Water resistant fabric liner in lid and bottom; bottom liner removable.
Hydraulic arm on lid for soft close.
Teak handles.



W 60 D 29 H 32.5 Wt 66 LBS.

SH67 Sag Harbor 67" Cushion Box

Water resistant fabric liner in lid and bottom; bottom liner removable.
Hydraulic arm on lid for soft close.
Teak handles.



W 67 D 32 H 32.5 Wt 74 LBS.

TEAK CUSHION BOXES

CB53 Teak 53" Cushion Box

Water resistant silicon-sealed top.
Slatted bottom for drainage.
Hydraulic arms on lid for soft close.
Brass handles.



W 53 D 28 H 24 Wt 110 LBS.

CB60 Teak 60" Cushion Box

Water resistant silicon-sealed top.
Slatted bottom for drainage.
Hydraulic arms on lid for soft close.
Brass handles.



W 60 D 32.5 H 31 Wt 145 LBS.

Stocked Colors



Driftwood • D



Oyster • Y

Special Order Colors



Black • BK



Cool Grey • CG




Cobblestone • CS



Classic White • CW



Granite • GR



Textured Charcoal • H



Willow • L



Mocha • M



Sea Salt • S



Sunset • SN



Shadow • SW



White • W

Assembly required.

ACCESSORIES



MARKET UMBRELLAS & BASES

MU01 9' Octagonal Market Umbrella

Pulley system for raising and lowering canopy.
1.5" diameter solid teak 2-piece pole.
Canopy CVR01
Cover FC157

D 108 H 102 Wt 25 LBS.

MU02 10' Octagonal Market Umbrella

Pulley system for raising and lowering canopy.
2" diameter solid teak pole.
Canopy CVR02
Cover FC158

D 120 H 104 Wt 27 LBS.

MU03 11.5' Octagonal Market Umbrella

Pulley system for raising and lowering canopy.
2.5" diameter solid teak pole.
Canopy CVR03
Cover FC159

D 138 H 107 Wt 35 LBS.



MB01 25 lb. Umbrella Base

Fits MU01 9' umbrella.
1.5" diameter pole.

W 17.8 D 17.8 H 18 Wt 25 LBS.

MB02 50 lb. Umbrella Base

Fits MU02 10' umbrella.
2" diameter pole.

W 22.8 D 22.8 H 18 Wt 50 LBS.

MB03 55 lb. Umbrella Base

Fits MU03 11.5' umbrella.
2.5" diameter pole.

W 24.2 D 24.2 H 19 Wt 55 LBS.



PLANTERS

BR16 16" Brookside Planter



W 16 D 16 H 17 Wt 20 LBS.

BR18 18" Brookside Planter



W 18 D 18 H 19 Wt 25 LBS.

BR23 23" Brookside Planter



W 23 D 23 H 24 Wt 35 LBS.



REDUCER RINGS

RING1 1.5" Brass Reducer Ring

Converts umbrella hole from 2" to 1.5" diameter.
Solid brass.

RING2 2" Brass Reducer Ring

Converts umbrella hole from 2.5" to 2" diameter.
Solid brass.



SERVING CART

SC25 Serving Cart

Fold up leaf for more serving area.
Two drawers.
Wine glass rack.
Bottle holder.
Removable serving tray.
Cover FC085



W 41 D 20.5 H 33 Wt 70 LBS.

BRASS PLAQUES

PLQ3/PLQ4 Engraved Brass Plaques

Fits standard bench.
Up to 3 lines of engraving (PLQ3).
Up to 4 lines of engraving (PLQ4).
20 characters per line.



L 5 H 2

LAZY SUSAN

LS25 25" Lazy Susan

Aluminum hardware.
2.5" umbrella hole.
Accepts up to 11.5' umbrella.



D 25 Wt 9 LBS.

Assembly required.

To ensure years of enjoyment, a liner is recommended for all planters.

See individual table descriptions to determine allowable umbrella size. Umbrella pictured with our St. Tropez chaise.

CARE & MAINTENANCE

Teak Cleaner

Cleans teak and restores light brown color to weathered wood; use as needed.

TC01B • 1 Liter Bottle

TC01CS • Case of (16) 1 Liter Bottles



Teak Protector

Slows teak from weathering to gray; apply 1-2 times per year.

TC02B • 1 Liter Bottle

TC02CS • Case of (20) 1 Liter Bottles

TC02A • 3 Liter Bottle

TC02CL • Case of (4) 3 Liter Bottles



Teak Shield

Helps prevent stains and mildew; apply 2-3 times per year.

TC04B • 1 Liter Bottle

TC04CS • Case of (16) 1 Liter Bottles



NEW - 6 MONTHS - 1 YEAR

A NOTE ON CHECKING

As part of the natural weathering process, teak wood undergoes natural cycles of expansion and contraction with changes in humidity. Over time this can result in small cracks or “checking” on some surfaces of the furniture. Checking is cosmetic and typically has no impact on the structural integrity of the frame. If desired, checking can normally be closed using wood glue.



ELECTROPOLISHING

Stainless steel furniture exposed to chlorinated pool water or used within 10 miles of the ocean should be ordered with our electropolished finish. Electropolishing provides steel with additional resistance against discoloration and corrosion. Steel that has been electropolished will have a mirror finish versus the brushed appearance of our untreated finish. Electropolishing is available by special order only; additional charges and lead times apply.

Although electropolished steel is highly resistant to corrosion, regular maintenance is still required to preserve the finish. Residue from salt air or chlorinated water must not remain on the steel for too long and should be regularly cleaned from the surface. Furniture used in harsher environments requires more frequent cleaning. Electropolished steel furniture is not recommended for use around an indoor chlorinated pool.

Note: See kingsleybate.com for important information on furniture care and maintenance, and for more details on our care products.



FURNITURE COVERS

Extend the life of your furniture with custom made furniture covers. Covering furniture when not in use can protect it from dust and dirt, inclement weather, and ultraviolet rays. Furniture covers are constructed from 100% solution-dyed polyester fabric, colorfast up to 1,000 hours of sunlight, and treated with a highly water-resistant backing that performs at temperatures of -15°F. Easy to use buckles secure covers to furniture and tenting devices are included with some items to help prevent water from pooling. Sectional furniture covers are made with zippers for ease of use. Dining set covers protect dining table plus chairs.



Complete Dining Sets



Dining Chairs



Dining Tables




Chaises



Sectionals & Occasional Tables



Deep Seating Pieces



Tan Fabric Color



Buckles to Secure

CUSHIONS

STANDARD CONSTRUCTION

Our standard cushions are built for comfort, and filled with either urethane foam wrapped with polyester fiber, or with blow-filled polyester fiber. Color coordinated zippers are standard. Cushions are sewn with a lock-stitch sewing method for superior seam strength and tear resistance. Fabric is water-repellant during light rainfall but is not waterproof. For options with greater rain resistance, see our High Performance cushion options.

HIGH PERFORMANCE OPTIONS

For furniture that is completely exposed to the elements, we offer cushions made in one of our high performance cushion options. Like our standard cushions, our high performance cushions use premium materials and manufacturing techniques—plus other enhancements to improve their outdoor performance. A brief description of each option is below, and additional details may be found at Kingsleybate.com.

Sunbrella® Rain

Cushions made with Sunbrella Rain fabric offer the maximum rain protection. The fabric is made by adding a protective barrier to the standard Sunbrella upholstery fabric, making it highly water-resistant. Cushions made with Rain fabric differ in construction from our standard cushions and are not reversible. See page 194 for Sunbrella Rain fabric offering. **Note:** *Sunbrella Rain fabric may not be used with the Water Resistant Liner.*

Water Resistant Liner

Our Water Resistant Liner encases the cushion fill, providing a layer of protection against water penetrating the core. The liner may be ordered with our entire range of fabrics (excluding Sunbrella® Rain), and with C.O.M. **Note:** *Liner not recommended for commercial applications.*

Reticulated Foam

Reticulated (flow through) foam provides superior drainage over standard urethane foam, as it is more porous and allows water to more easily flow out of cushions. Reticulated foam may be specified with our entire range of fabrics or C.O.M.

Note: See Kingsleybate.com for important information on cushion care and maintenance.




QUICK SHIP

CUSHIONS


Quick Ship cushions available for immediate delivery are offered on select items. All Quick Ship cushions are constructed with weather friendly 100% solution-dyed acrylic fabric. Color options vary by collection; see chart.



Canvas • **5453**
Grade • **A**




Millstone • **9862**
Grade • **A**



Navy • **6439**
Grade • **A**



Smoke • **1043**
Grade • **A**



Topside Indigo • **1301**
Grade • **B**



	Canvas	Millstone	Navy	Smoke	Topside Indigo
Algarve	•	•		•	
Amalfi	•	•	•	•	
Azores	•			•	
Charlotte	•			•	
Chelsea	•	•	•	•	
Classic Chaise	•		•	•	
Culebra	•			•	
Frances [◇]	•			•	
Hadley	•			•	
Hudson	•			•	
Ipanema	•			•	
Jupiter	•			•	
Lucia [◇]	•			•	
Mendocino	•			•	
Monterey	•		•	•	
Nantucket	•		•	•	
Paris	•			•	
Sag Harbor [◇]	•			•	
Savannah	•				
Somerset	•				
Southampton	•			•	•
Spencer	•			•	
St. Barts [◇]	•	•	•	•	
Steamer	•		•		
Tivoli	•			•	
Westport	•			•	
Zona	•			•	

◇Excludes: Frances FN14/FN15 Dining Chair seat & back option [CUS193]; Lucia LU15 Dining Chair seat & back option [CUS224]; Sag Harbor SH27 Sectional Left Facing Corner [CUS126], SH30HB High Back Lounge Chair [CUS164]; St. Barts SB27 Sectional Corner Chair [CUS168], SB31 Sectional Ottoman [CUS169].

FABRIC SELECTION

Customize your cushions and umbrella canopies with more than 100 designer outdoor fabrics from Sunbrella® and Outdura®. Constructed from 100% solution-dyed acrylic fabric, they are water repellent and resist mildew, stains, and fading.

Customer's Own Material (C.O.M.) is always welcome. Contact customer service to request a C.O.M. Form and to verify yardage requirements based on your specific fabrics and application.

Special Order Sunbrella® Fabrics: Can't find the perfect fabric within our stocked assortment? Then select from hundreds of additional Sunbrella® fabrics and we will special order it for you.



Cloud • **5404**
Grade • **A**



Sparkle Snow • **1732**
Grade • **A**




Natural • **1044**
Grade • **A**



Garza Cloud • **1567**
Grade • **D**



Cue Parchment • **4650**
Grade • **B**




Sailcloth Sand • **32002**
Grade • **C**



Cue Dune • **4651**
Grade • **B**



Metz Dove • **4491**
Grade • **C**



Buff • **1033**
Grade • **A**



Switch Flax • **4052**
Grade • **A**




Oat • **4109**
Grade • **A**



Demo Putty • **4282**
Grade • **B**

SUNBRELLA® RAIN



Canvas Rain • **9953**
Grade • **C**



Oat Rain • **9909**
Grade • **C**




Cast Silver Rain • **9902**
Grade • **C**




Fog Rain • **9908**
Grade • **C**




Ocean Rain • **9907**
Grade • **C**



Navy Rain • **9939**
Grade • **C**



Taupe Rain • **9961**
Grade • **C**



Ash Rain • **9910**
Grade • **C**



Sailcloth Salt • 32018
Grade • C




Sparkle Birch • 1706
Grade • A



Spectrum Eggshell • 48018
Grade • A



Linen Snow • 5675
Grade • B



Canvas • 5453
Grade • A



Line Linen • 4383
Grade • B




Level Pumice • 4438
Grade • C



Demo Fog • 4283
Grade • B



Sabah Sand • 4204
Grade • D



Chamomile • 1642
Grade • A




Adena Graystone • 4468
Grade • B



Antique Beige • 6422
Grade • A



Metz Pebble • 4492
Grade • C



Linen Sandstone • 5678
Grade • B



Rochelle Parchment • 4302
Grade • C



Rochelle Spice • 4301
Grade • C



Aman White/Dove • 1421
Grade • C



Aman Dove/White • 1422
Grade • C



Imperial Stone • 1575
Grade • C



Spectrum Mushroom • 48031
Grade • A



Leona Stone/Salt • 1551
Grade • C



Leona Salt/Stone • 1550
Grade • C



Lattice Storm • 1457
Grade • D



Rochelle Slate • 4307
Grade • C



Crosshatch Vapor • 1536
Grade • C




Demo Stone • 4284
Grade • B



Rochelle Bleu • 4300
Grade • C



Crosshatch Fog • 1535
Grade • C



Taupe • 5461
Grade • A




Sparkle Taupe • 1731
Grade • A




Gavin Mist • 56052
Grade • A



Spa • 5413
Grade • A




Meadow • 4128
Grade • A



Spectrum Cilantro • 48022
Grade • A



Fern • 5487
Grade • A




Forest Green • 6446
Grade • A


FABRIC SELECTION




Demo Lagoon • **4280**
Grade • **B**




Cast Mist • **48101**
Grade • **A**




Hither Mist • **4404**
Grade • **B**



Adena Celeste • **4467**
Grade • **B**



Stitches Mist • **4577**
Grade • **A**



Linen Chambray • **5673**
Grade • **B**



Toile White/Denim • **1452**
Grade • **C**



Toile Denim/White • **1451**
Grade • **C**



Fretwork Ocean • **4992**
Grade • **C**



Ocean • **4107**
Grade • **A**




Ticking Ocean • **4033**
Grade • **B**



Fish Bones • **6060**
Grade • **D**



Batik Navy • **4942**
Grade • **D**




Sapphire Blue • **5452**
Grade • **A**




Mudcloth Indigo/White • **1430**
Grade • **C**



Mudcloth White/Indigo • **1431**
Grade • **C**



Navy • **6439**
Grade • **A**



Interlock Indigo • **4590**
Grade • **C**




Topside Nautical • **1303**
Grade • **B**



Topside Indigo • **1301**
Grade • **B**




Novara Marine • **4423**
Grade • **C**



Sparkle Navy • **1726**
Grade • **A**



Sabah Indigo • **4203**
Grade • **D**



Royal Navy • **5442**
Grade • **A**



Glacier • **5011**
Grade • **C**




Adena Pebble • **4466**
Grade • **B**



Linen Shale • **5676**
Grade • **B**



Ely Fog • **3055**
Grade • **B**



Sailcloth Seagull • **32023**
Grade • **C**




Solana Seagull • **3208**
Grade • **C**




Novara Smoke • **4422**
Grade • **C**




Linen Stone • **5677**
Grade • **B**




Millstone • **9862**
Grade • **A**



Black • **6408**
Grade • **A**




Charcoal • **54048**
Grade • **A**




Coal • **5489**
Grade • **A**



Hansen Sky•**4046**
Grade•**B**




Coastal•**54012**
Grade•**B**




Dolce Sky•**5094**
Grade•**B**




Capri Blue•**5426**
Grade•**A**




Airblue•**5410**
Grade•**B**



Mineral Blue•**5420**
Grade•**A**



Cast Ocean•**48103**
Grade•**A**




Twist Opal•**1630**
Grade•**B**



Neptune•**6433**
Grade•**A**




Leona Salt/Indigo•**1553**
Grade•**C**



Leona Indigo/Salt•**1554**
Grade•**C**




Tweede Denim•**4581**
Grade•**C**



Pinstripe Denim•**1472**
Grade•**B**



Denim•**9869**
Grade•**A**



Montauk Denim•**5127**
Grade•**A**



Hampton Denim•**5137**
Grade•**A**



Lattice Indigo•**1456**
Grade•**D**



Kilim Indigo•**1518**
Grade•**C**



Bliss Pebble•**48135**
Grade•**A**




Smoke•**1043**
Grade•**A**



Fog•**4108**
Grade•**A**




Sharkskin•**9415**
Grade•**A**



Hither Pewter•**4405**
Grade•**B**



Line Grey•**4384**
Grade•**B**




Striato Silver•**5171**
Grade•**B**



Tweede Pebble•**4584**
Grade•**C**



Cast Silver•**48102**
Grade•**A**




Switch Silver•**4055**
Grade•**A**




Carbon•**1020**
Grade•**A**



River•**5023**
Grade•**C**




Spectrum Graphite•**48030**
Grade•**A**



Ash•**4110**
Grade•**A**



Dupioni Papaya•**8053**
Grade•**B**



Red•**6403**
Grade•**B**

TOSS PILLOWS

With more than 100 designer fabrics to choose from, our toss pillows are the perfect way to enhance the beauty of your furniture. More than just eye-catching, these extra comfortable pillows use a special outdoor fill that feels like down feathers. Available styles include an 18" x 7" Bolster, 19" x 11" Lumbar, and Square pillows in sizes 16", 18", 20", and 22". Standard features include a welt, zipper, and a water-resistant liner that helps keep the pillow dry. Further options are available at no additional charge: contrast-welt; 1" flange welt; and button. **Note:** *Button and flange welt not available on Bolster style.*



PL2222 22" Square Pillow



PL2020 20" Square Pillow



PL1818 18" Square Pillow



PL1616 16" Square Pillow



PL1911 19" x 11" Lumbar Pillow



PL1807 18" x 7" Bolster Pillow



Pillows shown from left to right:
20" Square, 16" Square, 19" x 11" Lumbar, 18" Square, 22" Square.

AN IMPORTANT MESSAGE ABOUT OUR TEAK

Preservation of the Earth's ecological system is today a major concern. Indiscriminate deforestation of the Amazon Basin and other rainforests has led to widespread suspicion by the public of those companies in the teak industry. Kingsley Bate leads the way in the garden furniture market... the first American company to use Javanese teak in the manufacture of its furniture. Our Indonesian teak is harvested from carefully controlled plantations, established by the Dutch in the mid-19th century. The Indonesian government allows the felling of a limited number of trees each year, and ensures that an equal amount of reforestation takes place. In 1983 Kingsley Bate, in conjunction with the Indonesian government and its people, undertook to develop a teak furniture program in Java. Since then, Indonesia and Kingsley Bate have shown that such a program can be implemented without detriment to that country's natural resources. Due to increasing demand for this beautiful hardwood, Kingsley Bate now uses a select amount of Burmese teak in its productions. Whether Javanese or Burmese, you can be assured that we use only the finest quality teak in our furniture.



Boston Symphony Orchestra Hall, Tanglewood. Furniture by Kingsley Bate.

Kingsley Bate

7200 Gateway Court

Manassas, Virginia 20109

t 703.361.7000 f 703.361.7001

teak@kingsleybate.com

www.kingsleybate.com

